

The Project Gutenberg EBook of Graded Lessons in English
by Alonzo Reed and Brainerd Kellogg

Copyright laws are changing all over the world. Be sure to check the
copyright laws for your country before downloading or redistributing
this or any other Project Gutenberg eBook.

This header should be the first thing seen when viewing this Project
Gutenberg file. Please do not remove it. Do not change or edit the
header without written permission.

Please read the "legal small print," and other information about the
eBook and Project Gutenberg at the bottom of this file. Included is
important information about your specific rights and restrictions in
how the file may be used. You can also find out about how to make a
donation to Project Gutenberg, and how to get involved.

Welcome To The World of Free Plain Vanilla Electronic Texts

eBooks Readable By Both Humans and By Computers, Since 1971

*****These eBooks Were Prepared By Thousands of Volunteers!*****

Title: Graded Lessons in English

An Elementary English Grammar Consisting of One Hundred Practical
Lessons, Carefully Graded and Adapted to the Class-Room

Author: Alonzo Reed and Brainerd Kellogg

Release Date: December, 2004 [EBook #7010]

[Yes, we are more than one year ahead of schedule]

[This file was first posted on February 22, 2003]

Edition: 10

Language: English

Character set encoding: ASCII

*** START OF THE PROJECT GUTENBERG EBOOK GRADED LESSONS IN ENGLISH ***

This eBook was produced by Karl Hagen, Charles Franks,
and the Online Distributed Proofreading Team.

** Transcriber's Notes **

Underscores mark italics; words enclosed in +pluses+ represent boldface; words enclosed in /slashes/ represent underlined words. Words enclosed in ~tildes~ represent a wavy underline.

To represent the sentence diagrams in ASCII, the following conventions are used:

- The heavy horizontal line (for the main clause) is formed with equals signs (==).
- Other solid vertical lines are formed with minus signs (--).
- Diagonal lines are formed with backslashes (\).
- Words printed on a diagonal line are preceded by a backslash, with no horizontal line under them.
- Dotted horizontal lines are formed with periods (..)
- Dotted vertical lines are formed with straight apostrophes (')
- Dotted diagonal lines are formed with slanted apostrophes (')
- Words printed over a horizontally broken line are shown like this:

```
----, helping  
  '-----
```

- Words printed bending around a diagonal-horizontal line are broken like this:

```
\wai  
 \ ting  
-----
```

** End Transcriber's Notes **

GRADED LESSONS IN ENGLISH.

AN

ELEMENTARY

ENGLISH GRAMMAR,

CONSISTING OF

ONE HUNDRED PRACTICAL LESSONS,

CAREFULLY GRADED AND ADAPTED TO THE CLASS-ROOM,

BY

ALONZO REED, A.M.,

FORMERLY INSTRUCTOR OF ENGLISH GRAMMAR IN THE POLYTECHNIC INSTITUTE,
BROOKLYN

AND

BRAINERD KELLOGG, LL.D.,
PROFESSOR OF THE ENGLISH LANGUAGE AND LITERATURE IN THE
POLYTECHNIC INSTITUTE, BROOKLYN

REVISED EDITION, 1896.

A COMPLETE COURSE IN ENGLISH.

BY

ALONZO REED, A.M., AND BRAINERD KELLOGG, LL.D.

REED'S WORD LESSONS, A COMPLETE SPELLER. Designed to teach the correct spelling, pronunciation, and use of such words only as are most common in current literature, and as are most likely to be misspelled, mispronounced, or misused, and to awaken new interest in the study of synonyms and of word-analysis. 188 pages, 12mo.

REED'S INTRODUCTORY LANGUAGE WORK. A simple, varied, and pleasing, but methodical series of exercises in English to precede the study of technical grammar. 253 pages, 16mo, linen.

REED & KELLOGG'S GRADED LESSONS IN ENGLISH. An elementary English grammar, consisting of one hundred practical lessons, carefully graded and adapted, to the class-room. 215 pages, 16mo, linen.

REED & KELLOGG'S HIGHER LESSONS IN ENGLISH. A work on English grammar and composition, in which the science of the language is made tributary to the art of expression. A course of practical lessons carefully graded, and adapted to every-day use in the school-room. 386 pages, 16mo, cloth.

REED & KELLOGG'S ONE-BOOK COURSE IN ENGLISH. A carefully graded and complete series of lessons in English grammar and composition based on the natural development of the sentence. For schools that have not time to complete more than one book on grammar. 328 pages, 16mo, cloth.

KELLOGG & REED'S WORD-BUILDING. Fifty lessons, combining Latin, Greek, and Anglo-Saxon roots, prefixes, and suffixes, into about fifty-five hundred common derivative words in English; with a brief history of the English language. 122 pages, 16mo, cloth.

KELLOGG & REED'S THE ENGLISH LANGUAGE. A brief history of the grammatical changes of the language and its vocabulary, with exercises on synonyms, prefixes, suffixes, word-analysis, and word-building. A text-book for high schools and colleges. 226 pages, 16mo, cloth.

KELLOGG'S TEXT-BOOK ON RHETORIC. Revised and enlarged edition. Supplementing the development of the science with exhaustive practice in composition. A course of practical lessons adapted for use in high schools, academies, and lower classes of colleges. 345 pages, 12mo, cloth.

KELLOGG'S TEXT-BOOK ON ENGLISH LITERATURE. with copious extracts from the leading authors, English and American, and full instructions as to the

method in which these books are to be studied. 485 pages, 12mo, cloth.

PREFACE.

The plan of "Graded and Higher Lessons in English" will perhaps be better understood if we first speak of two classes of text-books with which this course is brought into competition.

+Method of One Class of Text-books+.--In one class are those that aim chiefly to present a course of technical grammar in the order of Orthography, Etymology, Syntax, and Prosody. These books give large space to grammatical Etymology, and demand much memorizing of definitions, rules, declensions, and conjugations, and much formal word parsing,--work of which a considerable portion is merely the invention of grammarians, and has little value in determining the pupil's use of language or in developing his reasoning faculties. This is a revival of the long-endured, unfruitful, old-time method.

+Method of Another Class of Text-books+.--In another class are those that present a miscellaneous collection of lessons in Composition, Spelling, Pronunciation, Sentence-analysis, Technical Grammar, and General Information, without unity or continuity. The pupil who completes these books will have gained something by practice and will have picked up some scraps of knowledge; but his information will be vague and disconnected, and he will have missed that mental training which it is the aim of a good text-book to afford. A text-book is of value just so far as it presents a clear, logical development of its subject. It must present its science or its art as a natural growth, otherwise there is no apology for its being.

+The Study of the Sentence for the Proper Use of Words+.--It is the plan of this course to trace with easy steps the natural development of the sentence, to consider the leading facts first and then to descend to the details. To begin with the parts of speech is to begin with details and to disregard the higher unities, without which the details are scarcely intelligible. The part of speech to which a word belongs is determined only by its function in the sentence, and inflections simply mark the offices and relations of words. Unless the pupil has been systematically trained to discover the functions and relations of words as elements of an organic whole, his knowledge of the parts of speech is of little value. It is not because he cannot conjugate the verb or decline the pronoun that he falls into such errors as "How many sounds _have_ each of the vowels?" "Five years' interest _are_ due." "She is older than _me_." He probably would not say "each _have_," "interest _are_," "_me_ am." One thoroughly familiar with the structure of the sentence will find little trouble in using correctly the few inflectional forms in English.

+The Study of the Sentence for the Laws of Discourse+.--Through the study of the sentence we not only arrive at an intelligent knowledge of the parts of speech and a correct use of grammatical forms, but we discover the laws of discourse in general. In the sentence the student should find the law of

unity, of continuity, of proportion, of order. All good writing consists of good sentences properly joined. Since the sentence is the foundation or unit of discourse, it is all-important that the pupil should know the sentence. He should be able to put the principal and the subordinate parts in their proper relation; he should know the exact function of every element, its relation to other elements and its relation to the whole. He should know the sentence as the skillful engineer knows his engine, that, when there is a disorganization of parts, he may at once find the difficulty and the remedy for it.

+The Study of the Sentence for the Sake of Translation+.--The laws of thought being the same for all nations, the logical analysis of the sentence is the same for all languages. When a student who has acquired a knowledge of the English sentence comes to the translation of a foreign language, he finds his work greatly simplified. If in a sentence of his own language he sees only a mass of unorganized words, how much greater must be his confusion when this mass of words is in a foreign tongue! A study of the parts of speech is a far less important preparation for translation, since the declensions and conjugations in English do not conform to those of other languages. Teachers of the classics and of modern languages are beginning to appreciate these facts.

+The Study of the Sentence for Discipline+.--As a means of discipline nothing can compare with a training in the logical analysis of the sentence. To study thought through its outward form, the sentence, and to discover the fitness of the different parts of the expression to the parts of the thought, is to learn to think. It has been noticed that pupils thoroughly trained in the analysis and the construction of sentences come to their other studies with a decided advantage in mental power. These results can be obtained only by systematic and persistent work. Experienced teachers understand that a few weak lessons on the sentence at the beginning of a course and a few at the end can afford little discipline and little knowledge that will endure, nor can a knowledge of the sentence be gained by memorizing complicated rules and labored forms of analysis. To compel a pupil to wade through a page or two of such bewildering terms as "complex adverbial element of the second class" and "compound prepositional adjective phrase," in order to comprehend a few simple functions, is grossly unjust; it is a substitution of form for content, of words for ideas.

+Subdivisions and Modifications after the Sentence+.--Teachers familiar with text books that group all grammatical instruction around the eight parts of speech, making eight independent units, will not, in the following lessons, find everything in its accustomed place. But, when it is remembered that the thread of connection unifying this work is the sentence, it will be seen that the lessons fall into their natural order of sequence. When, through the development of the sentence, all the offices of the different parts of speech are mastered, the most natural thing is to continue the work of classification and subdivide the parts of speech. The inflection of words, being distinct from their classification, makes a separate division of the work. If the chief end of grammar were to enable one to parse, we should not here depart from long-established precedent.

+Sentences in Groups--Paragraphs+.--In tracing the growth of the sentence from the simplest to the most complex form, each element, as it is introduced, is illustrated by a large number of detached sentences, chosen with the utmost care as to thought and expression. These compel the pupil to confine his attention to one thing till he gets it well in hand.

Paragraphs from literature are then selected to be used at intervals, with questions and suggestions to enforce principles already presented, and to prepare the way informally for the regular lessons that follow. The lessons on these selections are, however, made to take a much wider scope. They lead the pupil to discover how and why sentences are grouped into paragraphs, and how paragraphs are related to each other; they also lead him on to discover whatever is most worthy of imitation in the style of the several models presented.

+The Use of the Diagram+.--In written analysis, the simple map, or diagram, found in the following lessons, will enable the pupil to present directly and vividly to the eye the exact function of every clause in the sentence, of every phrase in the clause, and of every word in the phrase--to picture the complete analysis of the sentence, with principal and subordinate parts in their proper relations. It is only by the aid of such a map, or picture, that the pupil can, at a single view, see the sentence as an organic whole made up of many parts performing various functions and standing in various relations. Without such map he must labor under the disadvantage of seeing all these things by piecemeal or in succession.

But, if for any reason the teacher prefers not to use these diagrams, they may be omitted without causing the slightest break in the work. The plan of this book is in no way dependent on the use of the diagrams.

+The Objections to the Diagram+.--The fact that the pictorial diagram groups the parts of a sentence according to their offices and relations, and not in the order of speech, has been spoken of as a fault. It is on the contrary, a merit, for it teaches the pupil to look through the literary order and discover the logical order. He thus learns what the literary order really is, and sees that this may be varied indefinitely, so long as the logical relations are kept clear.

The assertion that correct diagrams can be made mechanically is not borne out by the facts. It is easier to avoid precision in oral analysis than in written. The diagram drives the pupil to a most searching examination of the sentence, brings him face to face with every difficulty, and compels a decision on every point.

+The Abuse of the Diagram+.--Analysis by diagram often becomes so interesting and so helpful that, like other good things, it is liable to be overdone. There is danger of requiring too much written analysis. When the ordinary constructions have been made clear, diagrams should be used only for the more difficult sentences, or, if the sentences are long, only for the more difficult parts of them. In both oral and written analysis there is danger of repeating what needs no repetition. When the diagram has served its purpose, it should be dropped.

SUGGESTIONS FOR COMPOSITION EXERCISES

The exercises in composition found in the numbered Lessons of this book are generally confined to the illustration and the practical application of the principles of the science as these principles are developed step by step. To break up the continuity of the text by thrusting unrelated composition work between lessons closely related and mutually dependent is exceedingly unwise.

The Composition Exercises suggested in this revision of "Graded Lessons" are designed to review the regular Lessons and to prepare in a broad, informal way for text work that follows. But since these Exercises go much farther, and teach the pupil how to construct paragraphs and how to observe and imitate what is good in different authors, they are placed in a supplement, and not between consecutive Lessons of the text.

To let such general composition work take the place of the regular grammar lesson, say once a week, will be profitable. We suggest that the sentence work on the selections in the Supplement be made to follow Lessons 30, 40, 50, 60, 70, 77; but each teacher must determine for himself when these and the other outlined lessons can best be used. We advise that other selections from literature be made and these exercises continued with the treatment of the parts of speech.

For composition work to precede Lesson 30 we suggest that the teacher break up a short story of one or two paragraphs into simple sentences, making some of these transposed, some interrogative, and some exclamatory. The pupils may be required to copy these, to underline the subject and the predicate, and to tell, in answer to suggestive questions, what some of the other words and groups of words do (the questions on the selections in the Supplement may aid the teacher). The pupils may then write out the story in full form. To vary the exercise, the teacher might read the story and let the pupils write out the short sentences.

A TALK ON LANGUAGE.

The teacher is recommended, before assigning any lesson, to occupy the time of at least two or three recitations, in talking with his pupils about language, always remembering that, in order to secure the interest of his class, he must allow his pupils to take an active part in the exercise. The teacher should guide the thought of his class; but, if he attempt to do all the talking, he will find, when he concludes, that he has been left to do all the thinking.

We give below a few hints in conducting this talk on language, but the teacher is not expected to confine himself to them. He will, of course, be compelled, in some instances, to resort to various devices in order to obtain from the pupils answers equivalent to those here suggested.

LESSON 1.

+Teacher+.--I will pronounce these three sounds very slowly and distinctly, thus: _b-u-d_. Notice, it is the _power_, or _sound_, of the letter, and not its name, that I give. What did you hear?

+Pupil+.--I heard three sounds.

+T.--+Give them. I will write on the board, so that you can see them, three letters--_b-u-d_. Are these letters, taken separately, signs to you of anything?

+P.--+Yes, they are signs to me of the three sounds that I have just heard.

+T.--+What then do these letters, taken separately, picture to your eye?

+P.--+They picture the sounds that came to my ear.

+T+.--Letters then are the signs of what?

+P.--Letters are the signs of sounds+.

+T+.--I will pronounce the same three sounds more rapidly, uniting them more closely--_bud_. These sounds, so united, form a spoken word. Of what do you think when you hear the word _bud_?

+P+.--I think of a little round thing that grows to be a leafy branch or a flower.

+T+.--Did you see the thing when you were thinking of it?

+P+.--No.

+T+.--Then you must have had a picture of it in your mind. We call this +mental picture+ an +idea+. What called up this idea?

+P+.--It was called up by the word _bud_, which I heard.

+T+.--A _spoken word_ then is the sign of what?

+P.--A spoken word is the sign of an idea+.

+T+.--I will call up the same idea in another way. I will _write_ three _letters_ and unite them thus: _bud_. What do you see?

+P+.--I see the word _bud_.

+T+.--If we call the other word _bud_ a _spoken_ word, what shall we call this?

+P+.--This is a _written_ word.

+T+.--If they stand for the same idea, how do they differ?

+P+.--I _see_ this, and I _heard_ that.

+T+.--You will observe that we have called attention to _four_ different things; viz., the +real bud+; your _mental picture_ of the bud, which we have called an +idea+; and the +two words+, which we have called signs of this idea, the one addressed to the ear, and the other to the eye.

If the pupil be brought to see these distinctions, it may aid him to observe more closely and express himself more clearly.

LESSON 2.

+Teacher+.--What did you learn in the previous Lesson?

+Pupil+.--I learned that a spoken word is composed of certain sounds, and that letters are signs of sounds, and that spoken and written words are the signs of ideas.

This question should be passed from one pupil to another till all of these answers are elicited.

All the written words in all the English books ever made, are formed of twenty-six letters, representing about forty sounds. These letters and these sounds make up what is called artificial language.

Of these twenty-six letters, +a, e, i, o, u+, and sometimes +w+ and +y+, are called +vowels+, and the remainder are called +consonants+.

In order that you may understand what kind of sounds the vowels stand for, and what kinds the consonants represent, I will tell you something about the _human voice_.

The air breathed out from your lungs beats against two flat muscles, stretched like strings across the top of the windpipe, and causes them to vibrate. This vibrating makes sound. Take a thread, put one end between your teeth, hold the other in your fingers, draw it tight and strike it, and you will understand how voice is made.

If the voice thus produced comes out through the mouth held well open, a class of sounds is formed which we call _vowel_ sounds.

But, if the voice is held back by your palate, tongue, teeth, or lips, _one_ kind of _consonant_ sounds is made. If the _breath_ is driven out _without voice_, and is held back by these same parts of the mouth, the _other_ kind of _consonant_ sounds is formed. Ex. of both: _b, d, g; p, t, k_.

The teacher and pupils should practice on these sounds till the three kinds can easily be distinguished.

You are now prepared to understand what I mean when I say that the +vowels+ are the +letters+ which stand for the +open sounds of the voice+, and that the +consonants+ are the +letters+ which stand for the sounds made by the +obstructed voice+ and the +obstructed breath+.

The teacher can here profitably spend a few minutes in showing how ideas may be communicated by _Natural Language_, the language of _sighs, groans, gestures_ of the hands, _attitudes_ of the body, _expressions_ of the face, _tones_ of the voice, etc. He can show that, in conversation, we sometimes couple this _Natural Language_ of _tone_ and _gesture_ with our language of words, in order to make a stronger impression. Let the pupil be told that, if the passage contain feeling, he should do the same in _Reading_ and _Declaiming_.

Let the following definitions be learned, and given at the next recitation.

+DEFINITION.--Artificial Language, or _Language Proper_, consists of the spoken and written words used to communicate ideas and thoughts+.

+DEFINITION.--_English Grammar_ is the science which teaches the forms, uses, and relations of the words of the English Language+.

LESSON 3

Let the pupils be required to tell what they learned in the previous lessons.

+Teacher+.--When I pronounce the two words _star_ and _bud_ thus: _star bud_, how many ideas, or mental pictures, do I call up to you?

+Pupil+.--Two.

+T+.--Do you see any connection between these ideas?

+P+.--No.

+T+.--When I utter the two words _bud_ and _swelling_, thus: _bud swelling_, do you see any connection in the ideas they stand for?

+P+.--Yes, I imagine that I see a bud expanding, or growing larger.

+T+.--I will connect two words more closely, so as to express a thought: _Buds swell_. A thought has been formed in my mind when I say, _Buds swell_; and these two words, in which something is said of something else, express that thought, and make what we call a _sentence_. In the former expression, _bud swelling_ it is assumed, or taken for granted, that buds perform the act; in the latter, the swelling is asserted as a fact.

Leaves falling. Do these two words express two ideas merely associated, or do they express a thought?

+P+.--They express ideas merely associated.

+T+.--_Leaves fall_.

Same question.

+P+.--A thought.

+T+.--Why?

+P+.--Because, in these words, there is something _said_ or _asserted_ of leaves.

+T+.--When I say, _Falling leaves rustle_, does _falling_ tell what is thought of leaves?

+P+.--No.

+T+.--What does _falling_ do?

+P+.--It tells the _kind_ of leaves you are thinking and speaking of.

+T+.--What word _does_ tell what is thought of leaves?

+P+.--_Rustle_.

+T+.--You see then that in the thought there are two parts; something of which we think, and that which we think about it.

Let the pupils give other examples.

LESSON 4.

Commit to memory all definitions.

+DEFINITION.--A _Sentence_ is the expression of a thought in words+.

Which of the following expressions contain words that have _no connection_, which contain words _merely associated_, and which are _sentences_?

1. Flowers bloom.
2. Ice melts.
3. Bloom ice.
4. Grass grows.
5. Brooks babble.
6. Babbling brooks.

7. Grass soar.
8. Doors open.
9. Open doors.
10. Cows graze.
11. Curling smoke.
12. Sugar graze.
13. Dew sparkles.
14. Hissing serpents.
15. Smoke curls.
16. Serpents hiss.
17. Smoke curling.
18. Serpents sparkles.
19. Melting babble.
20. Eagles soar.
21. Birds chirping.
22. Birds are chirping.
23. Birds chirp.
24. Gentle cows.
25. Eagles are soaring.
26. Bees ice.
27. Working bees.
28. Bees work.
29. Crawling serpents.
30. Landscape piano.
31. Serpents crawl.
32. Eagles clock.
33. Serpents crawling.

LESSON 5.

REVIEW QUESTIONS.

Illustrate, by the use of _a_, _b_, and _p_, the difference between the _sounds_ of letters and their _names_. Letters are the signs of what? What is an idea? A _spoken_ word is the sign of what? A _written_ word is the sign of what? How do they differ? To what four different things did we call attention in Lesson 1?

How are _vowel_ sounds made? How are the two kinds of _consonant_ sounds made? What are vowels? Name them. What are consonants? What is artificial language, or language proper? What do you understand by natural language? What is English grammar?

What three kinds of expressions are spoken of in Lessons 3 and 4? Give examples of each. What is a sentence?

LESSON 6.

ANALYSIS.

On the following sentences, let the pupils be exercised according to the model.

+Model+.--_Intemperance degrades_. Why is this a _sentence?_ Ans.--Because it expresses a thought. Of what is something thought? Ans.--Intemperance. Which word tells what is thought? Ans.--_Degrades_.

1. Magnets attract.
2. Horses neigh.
3. Frogs leap.
4. Cold contracts.
5. Sunbeams dance.
6. Heat expands.
7. Sunlight gleams.
8. Banners wave.
9. Grass withers.
10. Sailors climb.
11. Rabbits burrow.
12. Spring advances.

You see that in these sentences there are two parts. The parts are the _+Subject+_ and the _+Predicate+_.

+DEFINITION.--The _Subject of a sentence_ names that of which something is thought+.

+DEFINITION.--The _Predicate of a sentence_ tells what is thought+.

+DEFINITION.--The _Analysis of a sentence_ is the separation of it into its parts+.

Analyze, according to the model, the following sentences.

+Model+.--_Stars twinkle_. This is a _sentence_, because it expresses a thought. _Stars_ is the _subject_, because it names that of which something is thought; _twinkle_ is the _predicate_, because it tells what is thought.

+To the Teacher+.--After the pupils become familiar with the definitions, the "Models" may be varied, and some of the reasons maybe made specific; as, "_Plants_ names the things we tell about; _droop_ tells what plants do," etc.

Guard against needless repetition.

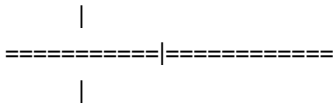
1. Plants droop.
2. Books help.
3. Clouds float.
4. Exercise strengthens.
5. Rain falls.
6. Time flies.

7. Rowdies fight.
8. Bread nourishes.
9. Boats capsize.
10. Water flows.
11. Students learn.
12. Horses gallop.

LESSON 7.

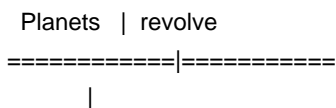
ANALYSIS AND THE DIAGRAM.

+Hints for Oral Instruction+.--I will draw on the board a heavy, or shaded, line, and divide it into two parts, thus:



We will consider the first part as the sign of the subject of a sentence, and the second part as the sign of the predicate of a sentence.

Now, if I write a word over the first line, thus--(doing it)--you will understand that that word is the subject of a sentence. If I write a word over the second line, thus--you will understand that that word is the predicate of a sentence.



The class can see by this picture that Planets revolve is a sentence, that planets is the subject, and that revolve is the predicate.

These signs, or illustrations, made up of straight lines, we call +Diagrams+.

+DEFINITION.--A Diagram is a picture of the offices and relations of the different parts of a sentence+.

Analyze and diagram the following sentences.

1. Waves dash.
2. Kings reign.
3. Fruit ripens.
4. Stars shine.
5. Steel tarnishes.
6. Insects buzz.
7. Paul preached.
8. Poets sing.

9. Nero fiddled.
10. Larks sing.
11. Water ripples.
12. Lambs frisk.
13. Lions roar.
14. Tigers growl.
15. Breezes sigh.
16. Carthage fell.
17. Morning dawns.
18. Showers descended.
19. Diamonds sparkle.
20. Alexander conquered.
21. Jupiter thunders.
22. Columbus sailed,
23. Grammarians differ.
24. Cornwallis surrendered.

* * * * *

LESSON 8.

SENTENCE-BUILDING.

You have now learned to analyze sentences, that is, to separate them into their parts. You must next learn to put these parts together, that is, to build sentences.

We will find one part, and you must find the other and do the building.

+To the Teacher+.--Let some of the pupils write their sentences on the board, while others are reading theirs. Then let the work on the board be corrected.

Correct any expression that does not make good sense, or that asserts something not strictly true; for the pupil should early be taught to think accurately, as well as to write and speak grammatically.

Correct all mistakes in spelling, and in the use of capital letters and the period.

Call attention to the agreement in form of the predicate with the subject. See Notes, p. 163.

Insist on neatness. Collect the papers before the recitation closes.

+CAPITAL LETTER-RULE.--The first word of every sentence must begin with a capital letter+

+PERIOD-RULE.--A period must be placed after every sentence that simply affirms, denies, or expresses a command+

Construct sentences by supplying a subject to each of the following predicates.

Ask yourself the question, What swim, sink, hunt, etc.?

1. ---- swim.
2. ---- sinks.
3. ---- hunt.
4. ---- skate.
5. ---- jingle.
6. ---- decay.
7. ---- climb.
8. ---- creep.
9. ---- run.
10. ---- walk.
11. ---- snort.
12. ---- kick.
13. ---- flashes.
14. ---- flutters.
15. ---- paddle.
16. ---- toil.
17. ---- terrifies.
18. ---- rages.
19. ---- expand.
20. ---- jump.
21. ---- hop.
22. ---- bellow.
23. ---- burns.
24. ---- evaporates.

This exercise may profitably be extended by requiring the pupils to supply _several_ subjects to each predicate.

LESSON 9.

SENTENCE-BUILDING--Continued.

Construct sentences by supplying a _predicate_ to each of the following _subjects_.

Ask yourself the question, Artists do what?

1. Artists ----.
2. Sailors ----.
3. Tides ----.
4. Whales ----.
5. Gentlemen ----.
6. Swine ----.
7. Clouds ----.
8. Girls ----.
9. Fruit ----.
10. Powder ----.

11. Hail ----.
12. Foxes ----.
13. Water ----.
14. Frost ----.
15. Man ----.
16. Blood ----.
17. Kings ----.
18. Lilies ----.
19. Roses ----.
20. Wheels ----.
21. Waves ----.
22. Dew ----.
23. Boys ----.
24. Volcanoes ----.
25. Storms ----.
26. Politicians ----.
27. Serpents ----.
28. Chimneys ----.
29. Owls ----.
30. Rivers ----.
31. Nations ----.
32. Indians ----.
33. Grain ----.
34. Rogues ----.
34. Volcanoes ----.
35. Rome ----.
36. Briars ----.

This exercise may be extended by requiring the pupils to supply several predicates to each subject.

LESSON 10.

REVIEW QUESTIONS.

Of what two parts does a sentence consist? What is the subject of a sentence? What is the predicate of a sentence? What is the analysis of a sentence?

What is a diagram? What rule for the use of capital letters have you learned? What rule for the period?

Impromptu Exercise.

Let the pupils "choose sides," as in a spelling match. Let the teacher select _predicates_ from Lesson 8, and give them alternately to the pupils thus arranged. The first pupil prefixes to his word whatever suitable subjects he can think of, the teacher judging of their fitness and keeping the count. This pupil now rises and remains standing until some one else, on his side or the other, shall have prefixed to his word a greater number

of apt subjects. The strife is to see who shall be standing at the close of the match, and which side shall have furnished the greater number of subjects. The exercise may be continued with the _subjects_ of Lesson 9. Each pupil is to be limited to the same time--one or two minutes.

LESSON 11.

ANALYSIS.

The +_predicate_+ sometimes contains +_more than one word_+.

Analyze and _diagram_ according to the model.

+Model+.--_Socrates was poisoned_.

Socrates | was poisoned
=====|=====

This is a sentence, because it expresses a thought. _Socrates_ is the subject, because ----; _was poisoned_ is the predicate, because ----.
[Footnote: The word _because_--suggesting a reason--should be dropped from these "+Models+" whenever it may lead to mere mechanical repetition.]

1. Napoleon was banished.
2. Andre was captured.
3. Money is circulated.
4. Columbus was imprisoned.
5. Acorns are sprouting.
6. Bells are tolled.
7. Summer has come.
8. Sentences may be analyzed.
9. Clouds are reddening.
10. Air may be weighed.
11. Jehovah shall reign.
12. Corn is planted.
13. Grammarians will differ.
14. Snow is falling.
15. Leaves are rustling.
16. Children will prattle.
17. Crickets are chirping.
18. Eclipses have been foretold.
19. Storms may abate.
20. Deception may have been practiced.
21. Esau was hated.
22. Treason should have been punished.
23. Bees are humming.
24. Sodom might have been spared.

LESSON 12.

SENTENCE-BUILDING.

+To the Teacher+.--Continue oral and written exercises in agreement. See Notes, pp. 163,164.

Prefix the little helping words in the _second column_ to such of the more important words in the _third column_ as with them will make complete predicates, and join these predicates to all subjects in the _first column_ with which they will unite to make good sense.

1		2		3
----- ----- -----				
Burgoyne		are		woven.
Henry Hudson		was		defeated.
Sparrows		can be		condensed.
Comets		is		inhaled.
Time		have been		worn.
Turbans		may be		slacked.
Lime		has been		wasted.
Steam		could have been		seen.
Air		must have been		deceived.
Carpets		were		quarreling.

LESSON 13.

Point out the _subject_ and the predicate of each sentence in Lessons 28, 31, 34.

Look first for the word that asserts, and then, by putting _who_ or _what_ before this _predicate_, the _subject_ may easily be found.

+To the Teacher+.--Most violations of the rules of concord come from a failure to recognize the relation of subject and predicate when these parts are transposed or are separated by other words. Such constructions should therefore receive special attention. See Notes, pp. 164, 165.

Introduce the class to the Parts of Speech before the close of this recitation. See "Hints for Oral Instruction."

See "Suggestions for COMPOSITION EXERCISES," p. 8, last paragraph.

LESSON 14.

CLASSES OF WORDS.

+Hints for Oral Instruction+.--By the assistance of the few hints here given, the ingenious teacher may render this usually dry subject interesting and highly attractive. By questioning the pupil as to what he has seen and heard, his interest may be excited and his curiosity awakened.

Suppose that we make an imaginary excursion to some pleasant field or grove, where we may study the habits, the plumage, and the songs of the little birds.

If we attempt to make the acquaintance of every little feathered singer we meet, we shall never get to the end of our pleasant task: but we find that some resemble one another in size, shape, color, habits, and song. These we associate together and call them sparrows.

We find others differing essentially from the sparrows, but resembling one another. These we call robins.

We thus find that, although we were unable to become acquainted with each individual bird, they all belong to a few classes, with which we may soon become familiar.

It is so with the words of our language. There are many thousand words, all of which belong to eight classes.

These classes of words are called +Parts of Speech+.

We classify birds according to their form, color, etc., but we group words into classes, called +Parts of Speech+, with respect to their use in the sentence.

We find that many words are names. These we put in one class and call them +Nouns+.

Each pupil may give the name of something in the room; the name of a distinguished person; a name that may be applied to a class of persons; the name of an animal; the name of a place: the name of a river; the name of a mountain; the name of something which we cannot see or touch, but of which we can think; as, beauty, mind.

Remind the pupils frequently that these names are all nouns.

NOUNS.

+DEFINITION.--A Noun is the name of anything+.

Write in columns, headed nouns, the names of domestic animals, of garden vegetables, of flowers, of trees, of articles sold in a dry goods store, and of things that cannot be seen or touched; as, virtue, time, life.

Write and arrange, according to the following model, the names of things that can float, fly, walk, work, sit, or sing.

Nouns.

Cork |

Clouds |

+Model+.--Wood + floats or float.

Ships |

Boys |

Such expressions as _Cork floats_ are _sentences_, and the nouns _cork_, _ship_, etc., are the subjects. You will find that _+every subject+ is a +noun+ or some word or words used for a noun_.

Be prepared to analyze and parse the sentences which you have made. _Naming the class to which a word belongs is the first step in parsing_.

+Model for Analysis+.--This is a sentence, because -----; _cork_ is the subject, because -----; _floats_ is the predicate, because -----.

+Parsing+.--_Cork_ is a _noun_, because it is the name of a thing--the bark of a tree.

LESSON 15.

Select and write all the nouns in the sentences given in Lessons 28, 31, 34.

Tell why they are nouns.

In writing the nouns, observe the following rule.

+CAPITAL LETTER--RULE.--Every proper or individual name must begin with a capital letter+.

+To the Teacher+.--See Notes, pp. 167-169.

REVIEW QUESTIONS.

With respect to what, do we classify words (Lesson 14)? What are such classes called? Can you illustrate this classification? What are all names? What is a noun? What is the first step in parsing? What is the rule for writing individual names?

LESSON 16.

VERBS.

+Hints for Oral Instruction+.--We propose to introduce you now to another

class of words. (The teacher may here refer to the talk about birds.)

You have learned that one very large class of words consists of names of things. There is another very important class of words used to tell what these things do, or used to express their existence.

When I say, Plants grow, is grow the name of anything? +P+.--No.
+T+.--What does it do? +P+.--It tells what plants do. It expresses action.

+T+.--When I say, God is, what does is express? +P+.--It expresses existence, or being.

+T+.--When I say, George sleeps, sleeps expresses being and something more; it tells the condition, or state in which George is, or exists, that is, it expresses state of being.

All the words that assert action, being, or state of being, we call +Verbs+.

Let the teacher write nouns on the board, and require the pupils to give all the words of which they can think, telling what the things named can do. They may be arranged thus:--

Noun. Verbs.

| grow,

| droop,

Plants + decay,

| flourish,

| revive.

Each pupil may give a verb that expresses an action of the body; as weep, sing; an action of the mind; as, study, love; one that expresses being or state of being.

+DEFINITION.--A Verb is a word that asserts action, being, or state of being+.

The office of the verb in all its forms, except two (the participle and the infinitive, see Lessons 48 and 49), is to assert. This it does whether the sentence affirms, denies, or asks a question.

+To the Teacher+.--In the exercises of this and the next two Lessons, let the pupils note the agreement of the verb with its subject. See Notes, pp. 163-165.

Supply, to each of the following nouns, as many appropriate verbs as you can think of.

Let some express being or state of being.

Water ----.

Wind ----.

Pens ----.
 Parrots ----.
 Vines ----.
 Farmers ----.
 Trees ----.
 Ministers ----.

One verb may consist of two, three, or four words; as, is singing,
will be sung, might have been sung.

Form verbs by combining the words in columns 2 and 3, and add these verbs
 to all the nouns in column 1 with which they appropriately combine.

1	2	3
Laws	has been	published.
Clouds	have been	paid.
Food	will be	restored.
Health	should have been	preserved.
Taxes	may be	collected.
Books	are	obeyed.

The examples you have written are sentences; the nouns are subjects,
 and the verbs are predicates.

As verbs are the only words that assert, +every predicate+ must be a
+verb+, or must contain a verb.

Be prepared to analyze and parse five of the sentences that you have
 written.

+Model+. -- Laws are obeyed. Diagram and analyze as in Lesson 11.

+Parsing+. -- Laws is a noun, because----; are obeyed is a verb,
 because it asserts action.

LESSON 17.

Select and write all the verbs in the sentences given in Lessons 28, 31,
 34, and tell why they are verbs.

LESSON 18.

SENTENCE-BUILDING.

From the following nouns and verbs, build as many sentences as possible,
 taking care that every one makes good sense.

Poems, was conquered, lambs, rebellion, stars, forests, shone, were seen, were written, treason, patriots, meteors, fought, were discovered, frisk, Cain, have fallen, fled, stream, have crumbled, day, ages, deer, are flickering, are bounding, gleamed, voices, lamps, rays, were heard, are gathering, time, death, friends, is coming, will come.

+To the Teacher+.--Before this recitation closes, let the teacher open up the subject of Lesson 19. See "Hints for Oral Instruction."

LESSON 19.

PRONOUNS.

+Hints for Oral Instruction+.--We propose to introduce you now to the _third part of speech_. +T.--+If I should ask who whispered, and some boy should promptly confess, what would he say? +P.--+_I_ whispered.
+T.--+Would he mention his own name? +P.--+No. +T.--+What word would he use instead? +P.--+_I_.

+T.--+Suppose that I had _spoken to_ that boy and had accused him of whispering, how should I have addressed him without mentioning his name? +P.--+_You_ whispered. +T.--+What word would be used instead of the name of the boy _to_ whom I spoke? +P.--+_You_.

+T.--+Suppose that, without using his name, I had told you what he did, what should I have said? +P.--+_He_ whispered. +T.--+What word would have been used instead of the name of the boy _of_ whom I spoke? +P.--+_He_.

(Repeat these questions and suppose the pupil to be a girl.)

+T.--+If I should tell that boy to close his book, when his book was already closed, what would he say without mentioning the word book? +P.--+_It_ is closed.

+T.--+If I should accuse several of you of whispering, and one should speak for himself and for the others whispering with him, what would he say? _We_ whispered.

+T.--+Suppose that a boy should inform me that all of the boys on that seat had whispered, what would he say? +P.--+_They_ whispered.

I, you, he, she, it, we, and _they_ are not names, but they are used instead of names. We call such words +Pronouns+.

+DEFINITION.--A _Pronoun_ is a word used for a noun+.

+CAPITAL LETTERS--RULE.--The words _I_ and _O_ should be written in capital letters+.

Analysis and Parsing.

+Model.--+_You will be rewarded_.

+Oral Analysis---+This is a sentence, because----; _you_ is the subject, because----; _will be rewarded_ is the predicate, because----.

+Parsing.--+_You_ is a _pronoun_, because it stands for the name of the person spoken to; _will be rewarded_ is a verb, because----.

1. We think.
2. She prattles.
3. We have recited.
4. I study.
5. You have been seen.
6. It has been decided.
7. He was punished.
8. They are conquered.
9. Thou art adored.

Compose nine similar sentences, using a pronoun for the subject of each, and diagram them.

+To the Teacher.--+Call special attention to the agreement of the verb with _I_ and _you_. See Notes, p. 164.

Before this recitation closes, explain "Modified Subject." See "Hints for Oral Instruction."

LESSON 20.

MODIFIED SUBJECT.

+Hints for Oral Instruction.--+The _Subject_ and the _Predicate_ may be considered as the foundation on which every sentence is built. No sentence can be constructed without them.

You have already learned that these parts _alone_, sometimes make a complete structure; but we are about to show you that they are often used as the foundation of a structure, which is completed by adding _other_ parts.

I hold in my hand several pieces of metal, with letters and other characters stamped on them. What do you say I have in my hand? +P+.--Money. +T.--+Yes. What other word can you use? +P.--+_Coin_. +T.--+Yes. I will write on the board this sentence: _Coin is stamped_.

The subject _coin_ is a general name for all such pieces of metal. I will write the word _the_ before this sentence. _The coin is stamped_. I have now made an assertion about one particular coin, so the meaning of the

subject is limited by joining the word the.

I can again limit the meaning of the subject by putting the word a before it. The assertion is now about one coin, but no particular one. I point to the piece near me and say, This coin is stamped. I point to the one farther from me and say, That coin is stamped.

When words are joined to the subject to limit its meaning, we say that the subject is modified.

The words the, a, this, and that modify the subject by limiting the word to one coin, or to one particular coin.

We can modify the subject by joining some word which will tell what kind of coin is meant.

Here is a coin dated 18--. We can say, The new coin is stamped. Here the word new tells what kind of coin is meant. What other words can I use to modify coin? +P.--+ Beautiful, bright, new, round, silver. +T.--+ These words beautiful, bright, new, round, and silver modify the subject by telling the qualities of the coin.

We call the words the, beautiful, etc., +Modifiers+.

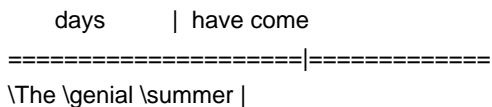
+DEFINITION.--A Modifier is a word or group of words joined to some part of the sentence to qualify or limit the meaning+.

The +Subject+ with its +Modifiers+ is called the +Modified Subject+.

ANALYSIS.

Analyze and diagram the following sentences.

+Model.--+ The genial summer days have come.



+Explanation of the Diagram.--+The lighter lines, joined to the subject line, stand for the modifiers, the less important parts.

+Oral Analysis.--+This is a sentence, because----; days is the subject, because----; have come is the predicate, because----; The, genial, and summer are modifiers of the subject, because they are words joined to the subject to modify its meaning. The genial summer days is the modified subject.

+To the Teacher.--+To excite thought and guard against mere routine, pupils may, so far as they are able, make the reasons specific. For example, "The points out some particular clouds, dark tells their color," etc.

Here and elsewhere the teacher must determine how far it is profitable to follow "Models." There is great danger of wasting time in repeating forms that require no mental effort.

1. The angry wind is howling.
2. The dead leaves fall.
3. The dark clouds lower.
4. The tall elm bends.
5. All men must die.
6. The lusty bellows roared.
7. A boding silence reigned.
8. Little Arthur was murdered.
9. The mighty oak was uprooted.
10. The fragile violet was crushed.
11. The beautiful marble statue was carved.
12. The turbid torrent roared.
13. The affrighted shepherds fled.
14. The vivid lightning flashes.
15. Those elegant Etruscan vases are broken.

REVIEW QUESTIONS.

What is a verb? Give examples of verbs of action. Of being. Of state of being. May a verb consist of more than one word? Illustrate. Verbs are the only words that do what? What must every predicate contain?

What parts of speech are explained in the preceding Lessons? What is a pronoun? Give the rule for writing the words _I_ and _O_.

What is the foundation on which every sentence is built? May the subject be modified? What is a modifier? What is the modified subject?

LESSON 21.

SENTENCE-BUILDING.

We have here prepared the foundations of sentences which you are to complete by writing two or more suitable modifiers to each subject. Be careful to choose and arrange your material so as to make a neat and appropriate structure.

+Model+.----- eminence was reached.

That lofty eminence was reached.

1. ---- speaker was applauded.
2. ---- difficulties were overcome.
3. ---- leaf trembles.
4. ---- accident happened.
5. ---- books should be read.
6. ---- houses are built.

7. ---- soldiers perished.
8. ---- opinions prevailed.
9. ---- leader fell.
10. ---- task is completed.

For other subjects and predicates, the teacher is referred to Lessons 7 and 11.

Build sentences by prefixing modified subjects to the following predicates.

1. ---- frolic.
2. ---- crawl.
3. ---- are dashing.
4. ---- was caught.
5. ---- escaped.
6. ---- chatter.
7. ---- flourished.
8. ---- whistles.

Build, on each of the following subjects, three sentences similar to those in the model.

+Model+ ----- sun -----

- _The bright_ sun _is shining_.
- _The glorious_ sun _has risen_.
- _The unclouded_ sun _is sinking_.

1. ---- snow ----.
2. ---- dew ----.
3. ---- wind ----.
4. ---- landscape ----.

+To the Teacher+.--Please take notice that the next Lesson begins with "Hints for Oral Instruction."

LESSON 22.

ADJECTIVES.

+Hints for Oral Instruction+.--You are now prepared to consider the fourth part of speech. Those words that are added to the subject to modify its meaning are called +Adjectives+.

Some grammarians have formed a separate class of the little words the, and an or a, calling them articles.

I will write the word boys on the board, and you may name adjectives that will appropriately modify it. As you give them, I will write these

adjectives in a column.

Adjectives.

small |
large |
white |
black |
straight + boys.
crooked |
five |
some |
all |

What words here modify boys by adding the idea of size? What by adding the idea of color? What by adding the idea of form? What by adding the idea of number? What are such words called? Why?

Let the teacher name familiar objects and require the pupils to join appropriate adjectives to the names till their stock is exhausted.

+DEFINITION.--An Adjective is a word used to modify a noun or a pronoun+.

Analysis and Parsing.

+Model+.-- A fearful storm was raging. Diagram and analyze as in Lesson 20.

+Written Parsing+.

Nouns. | Pronouns. | Adjectives. | Verbs.
storm | ---- | A fearful | was raging.

+Oral Parsing+.-- A is an adjective, because it is joined to the noun storm, to modify its meaning; fearful is an adjective, because -----; storm is a noun, because -----; was raging is a verb, because -----.

1. The rosy morn advances.
2. The humble boon was obtained.
3. An unyielding firmness was displayed.
4. The whole earth smiles.
5. Several subsequent voyages were made.
6. That burly mastiff must be secured.
7. The slender greyhound was released.
8. The cold November rain is falling.
9. That valuable English watch has been sold.
10. I alone have escaped.
11. Both positions can be defended.
12. All such discussions should have been avoided.
13. That dilapidated old wooden building has fallen.

+To the Teacher+.--See Notes, pp. 169, 170.

LESSON 23.

SENTENCE-BUILDING.

Prefix five adjectives to each of the following nouns.

Shrubs, wilderness, beggar, cattle, cloud.

Write ten sentences with modified subjects, using in each two or more of the following adjectives.

A, an, the, heroic, one, all, many, every, either, first, tenth, frugal, great, good, wise, honest, immense, square, circular, oblong, oval, mild, virtuous, universal, sweet, careless, fragrant.

Write five sentences with modified subjects, each of which shall contain one of the following words as a subject.

Chimney, hay, coach, robber, horizon.

An and _a_ are forms of the same word, once spelled _an_, and meaning _one_. After losing something of this force, _an_ was still used before vowels and consonants alike; as, _an eagle, an ball, an hair, an use_. Still later, and for the sake of ease in speaking, the word came to have the two forms mentioned above; and an was retained before letters having vowel sounds, but it dropped its _n_ and became _a_ before letters having consonant sounds. This is the present usage.

CORRECT THESE ERRORS.

A apple; a obedient child; an brickbat; an busy boy.

CORRECT THESE ERRORS.

A heir; a hour; a honor.

Notice, the first letter of these words is _silent_.

CORRECT THESE ERRORS.

An unit; an utensil; an university; an ewe; an ewer; an union; an use; an history; an one.

Unit begins with the sound of the consonant _y_; and _one_, with that of _w_.

+To the Teacher+.--See "Suggestions for COMPOSITION EXERCISES," p. 8, last paragraph.

LESSON 24.

MODIFIED PREDICATES.

+Hints for Oral Instruction+.--I will now show you how the _predicate_ of a sentence may be modified.

The ship sails gracefully. What word is here joined to _sails_ to tell the _manner_ of sailing? +P+.-- _Gracefully_.

+T+.--_The ship sails immediately_. What word is here joined to _sails_ to tell the _time_ of sailing? +P+.-- _Immediately_.

+T+.--_The, ship sails homeward_. What word is here joined to _sails_ to tell the _direction_ of sailing? +P+.-- _Homeward_.

+T+.--These words _gracefully, immediately_, and _homeward_ are modifiers of the predicate. In the first sentence, _sails gracefully_ is the +_Modified Predicate_+.

Let the following modifiers be written on the board as the pupil suggests them.

- | instantly.
- | soon.
- | daily.
- | hither.

The ship sails + hence.

- | there.
- | rapidly.
- | smoothly.
- | well.

Which words indicate the time of sailing? Which, the place? Which, the manner?

The teacher may suggest predicates, and require the pupils to find as many appropriate modifiers as they can.

The Predicate with its modifiers is called the +_Modified Predicate_+.

Analysis and Parsing.

Analyze and diagram the following sentences, and parse the nouns, pronouns, verbs, and adjectives.

+Model+.--_The letters were rudely carved_.

letters | were carved

=====|=====

\The | \rudely

+Written Parsing+.--See _Model_, Lesson 22.

+Oral Analysis+.--This is a sentence, because----; _letters_ is the subject, because----; _were carved_ is the predicate, because----; _The_ is a modifier of the subject, because----; _rudely_ is a modifier of the predicate, because----; _The letters_ is the modified subject, _were rudely carved_ is the _modified predicate_.

1. He spoke eloquently.
2. She chattered incessantly.
3. They searched everywhere.
4. I shall know presently.
5. The bobolink sings joyously.
6. The crowd cheered heartily.
7. A great victory was finally won.
8. Threatening clouds are moving slowly.
9. The deafening waves dash angrily.
10. These questions may be settled peaceably.
11. The wounded soldier fought bravely.
12. The ranks were quickly broken.
13. The south wind blows softly.
14. Times will surely change.
15. An hour stole on.

LESSON 25.

ANALYSIS AND PARSING.

ONE MODIFIER JOINED TO ANOTHER.

Analyze and diagram the following sentences, and parse the nouns, pronouns, adjectives, and verbs.

+Model+.--_The frightened animal fled still more rapidly_.

animal | fled

=====|=====

\The \frightened | \rapidly

\more

\still

+Explanation of the Diagram+.--Notice that the three lines forming this group all slant the same way to show that each stands for a modifying word. The line standing for the principal word of the group is joined to the predicate line. The end of each of the other two lines is broken, and turned to touch its principal at an angle.

+Oral Analysis+--This is a sentence, because----; _animal_ is the subject, because----; _fled_ is the predicate, because----; _The_ and _frightened_ are modifiers of the subject, because----; _still more rapidly_ is a modifier of the predicate, because it is a group of words joined to it to limit its meaning; _rapidly_ is the principal word of the group; _more_ modifies _rapidly_, and _still_ modifies _more_, _The frightened animal_ is the modified subject; _fled still more rapidly_ is the modified predicate.

1. The crocus flowers very early.
2. A violet bud is budding near.
3. The Quakers were most shamefully persecuted.
4. Perhaps he will return.
5. We laughed very heartily.
6. The yellow poplar leaves floated down.
7. The wind sighs so mournfully.
8. Few men have ever fought so stubbornly.
9. The debt will probably be paid.
10. The visitor will soon be here.
11. That humane project was quite generously sustained.
12. A perfectly innocent man was very cruelly persecuted.

REVIEW QUESTIONS.

What is an adjective? What are the words _an_ or _a_, and _the_ called by some grammarians? When is _a_ used, and when _an_? Give examples of their misuse.

What is the modified predicate? Give an example. Give an example of one modifier joined to another.

LESSON 26.

Select your subjects from Lesson 9, and construct twenty sentences having modified subjects and modified predicates.

Impromptu Exercise.

Select sentences from Lessons 6, 7, and 11, and conduct the exercise as directed in Lesson 10. Let the strife be to see who can supply the greatest number of modifiers to the subject and to the predicate. The teacher can vary this exercise.

LESSON 27.

ADVERBS.

+Hints for Oral Instruction+.--You have learned, in the preceding Lessons, that the meaning of the predicate may be limited by modifiers, and that one modifier may be joined to another. Words used to modify the predicate of a sentence and those used to modify modifiers belong to one class, or one _part of speech_, and are called +Adverbs+.

+T+.--_She decided too hastily_. What word tells how she decided?

+P+.--_Hastily_. +T+.--What word tells how hastily? +P+.--_Too_.

+T+.--What then are the words _too_ and _hastily?_ +P+.--Adverbs.

+T+.--_Too much time has been wasted_. What word modifies _much_ by telling how much? +P+.--_Too_. +T+.--What _part of speech_ is _much?_ +P+.--An adjective. +T+.--What then is _too?_ +P+.--An adverb.

+T+.--Why is _too_ in the first sentence an adverb? Why is _too_ in the second sentence an adverb? Why is _hastily_ an adverb?

Let the teacher use the following and similar examples, and continue the questions. _He thinks so. So much time has been wasted_.

Let the teacher give verbs, adjectives, and adverbs, and require the pupils to modify them by appropriate adverbs.

+DEFINITION.--_An Adverb_ is a word used to modify a verb, an adjective, or an adverb+.

Analysis and Parsing.

Analyze, diagram, and parse the following sentences.

+Model+.--_We have been very agreeably disappointed_. +Diagram+ as in Lesson 25.

For +Written Parsing+, use _Model_, Lesson 22, adding a column for adverbs.

+Oral Parsing+.--_We_ is a pronoun, because----; _have been disappointed_ is a verb, because----; _very_ is an _adverb_, because it is joined to the adverb _agreeably_ to tell how agreeably; _agreeably_ is an _adverb_, because it is joined to the verb _have been disappointed_ to indicate manner.

1. The plough-boy plods homeward.
2. The water gushed forth.
3. Too much time was wasted.
4. She decided too hastily.
5. You should listen more attentively.
6. More difficult sentences must be built.
7. An intensely painful operation was performed.
8. The patient suffered intensely.
9. That story was peculiarly told.
10. A peculiarly interesting story was told.
11. An extravagantly high price was paid.
12. That lady dresses extravagantly.

The pupil will notice that, in some of the examples above, the same adverb modifies an adjective in one sentence and an adverb in another, and that, in other examples, an adjective and a verb are modified by the same word. You may learn from this why such modifiers are grouped into one class.

LESSON 28.

ANALYSIS AND PARSING.

MISCELLANEOUS EXAMPLES FOR REVIEW.

1. You must diagram neatly.
2. The sheaves are nearly gathered.
3. The wheat is duly garnered.
4. The fairies were called together.
5. The birds chirp merrily.
6. This reckless adventurer has returned.
7. The wild woods rang.
8. White fleecy clouds are floating above.
9. Those severe laws have been repealed.
10. A republican government was established.
11. An unusually large crop had just been harvested.
12. She had been waiting quite patiently.
13. A season so extremely warm had never before been known.
14. So brave a deed [Footnote: Can be commended is the verb, and not is an adverb.] cannot be too warmly commended.

LESSON 29.

SENTENCE-BUILDING.

MISCELLANEOUS EXERCISES FOR REVIEW.

Build sentences containing the following adverbs.

Hurriedly, solemnly, lightly, well, how, somewhere, abroad, forever, seldom, exceedingly.

Using the following subjects and predicates as foundations, build six sentences having modified subjects and modified predicates, two of which shall contain adverbs modifying adjectives; two, adverbs modifying adverbs; and two, adverbs modifying verbs.

1. ----- boat glides -----.
2. ----- cloud is rising -----.
3. ----- breezes are blowing -----.

4. ----- elephant was captured -----.
5. ----- streams flow -----.
6. ----- spring has opened -----.

We here give you, in classes, the material out of which you are to build five sentences with modified subjects and modified predicates.

Select the subject and the predicate first.

_Nouns and
Pronouns. Verbs. Adjectives. Adverbs_.

branch | was running | large, that | lustily
coach | were played | both, the | downward
they | cried | all, an | very
we | is growing | several, a | rapidly
games | cheered | amusing | not, loudly, then

LESSON 30.

ERRORS FOR CORRECTION.

+To the Teacher+.--We here suggest additional work in composition, with particular reference to the choice and position of adjectives. See Notes, pp. 171,172.

+_Caution+_.--When two or more adjectives are used with a noun, care must be taken in their arrangement. If there is any difference in their relative importance, place nearest the noun the one that is most intimately connected with it.

+To the Teacher+.--We have in mind here those numerous cases where one adjective modifies the noun, and the second modifies the noun as limited by the first. All ripe apples are picked. Here ripe modifies apples, but all modifies apples limited by ripe. Not all apples are picked, but only all that are ripe.

CORRECT THE FOLLOWING ERRORS OF POSITION.

- A wooden pretty bowl stood on the table.
- The blue beautiful sky is cloudless.
- A young industrious man was hired.
- The new marble large house was sold.

+_Caution+_.--When the adjectives are of the same rank, place them where they will sound the best. This will usually be in the order of their length--the longest last.

CORRECT THESE ERRORS.

An entertaining and fluent speaker followed.
An enthusiastic, noisy, large crowd was addressed.

+_Caution_+.--Do not use the pronoun +_them_+ for the adjective +_those_+.

CORRECT THESE ERRORS.

Them books are nicely bound.
Them two sentences should be corrected.

CORRECT THE FOLLOWING MISCELLANEOUS ERRORS.

arouse, o romans
hear, o israel
it is i
i may be Mistaken
you Have frequently been warned
some Very savage beasts have been Tamed

REVIEW QUESTIONS.

What is an adverb? Give an example of an adverb modifying an adjective; one modifying a verb; one modifying an adverb. Why are such expressions as _a wooden pretty bowl_ faulty? Why is _an enthusiastic, noisy, large crowd_ faulty? Why is _them books_ wrong? Why is _i may be Mistaken_ wrong? Why is _hear, o israel_, wrong? Study the Review Questions given in previous Lessons.

+To the Teacher+.--See COMPOSITION EXERCISES in the Supplement--Selection from Darwin.

LESSON 31.

PHRASES INTRODUCED BY PREPOSITIONS.

+Hints for Oral Instruction+.--In the preceding Lessons, you have learned that several words may be grouped together and used as one modifier. In the examples given, the principal word is joined directly to the subject or to the predicate, and this word is modified by another word. In this Lesson also groups of words are used as modifiers, but these words are not united with one another, or with the word which the group modifies, just as they are in the preceding Lessons. I will write on the board this sentence: _De Soto marched into Florida_. +T+.--What tells where De Soto marched? +P+.--_Into Florida_. +T+.--What is the principal word of the group? +P+.--_Florida_. +T+.--Is _Florida_ joined directly to the predicate, as rapidly was in Lesson 25? +P+.--No. +T+.--What little word comes in to unite the modifier to _marched?_ +P+.--_Into_. +T+.--Does _Florida_ alone, tell where he marched? +P+.--No. +T+.--Does _into_ alone, tell where he marched? +P+.--No.

+T+.--These groups of related words are called +Phrases+. Let the teacher draw on the board the diagram of the sentence above.

Phrases of the form illustrated in this diagram are the most common, and they perform a very important function in our language.

Let the teacher frequently call attention to the fact that all the words of a phrase are taken together to perform one distinct office.

A phrase modifying the subject is equivalent to an adjective, and, frequently, may be changed into one. The dew of the morning has passed away. What word may be used for the phrase of the morning?
 +P+.--Morning. +T+.--Yes. The morning dew has passed away.

A phrase modifying the predicate is equivalent to an adverb, and, frequently, may be changed into one. We shall go to that place. What word may be used for the phrase, to that place? +P+.--There. +T+.--Yes. We shall go there.

Change the phrases in these sentences:---

A citizen of America was insulted.

We walked toward home.

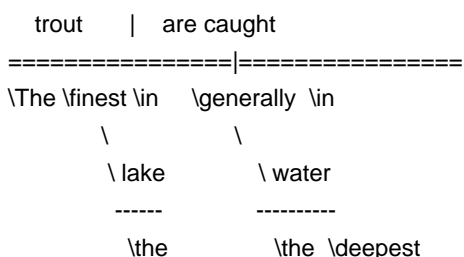
Let the teacher write on the board the following words, and require the pupils to add to each, one or more words to complete a phrase, and then to construct a sentence in which the phrase may be properly employed: To, from, by, at, on, with, in, into, over.

+DEFINITION.--A Phrase is a group of words denoting related ideas but not expressing a thought+.

Analysis and Parsing.

Analyze the following sentences, and parse the nouns, pronouns, adjectives, verbs, and adverbs.

Model.--The finest trout in the lake are generally caught in the deepest water.



+Explanation of the Diagram+.--You will notice that the diagram of the phrase is made up of a slanting line, standing for the introductory and connecting word, and a horizontal line, representing the principal word.

Under the latter, are placed the little slanting lines standing for the modifiers of the principal word. Here and elsewhere all modifiers are joined to their principal words by slanting lines.

+Oral Analysis+--This is a sentence, because -----; trout is the subject, because -----; are caught is the predicate, because -----; the words The and finest, and the phrase, in the lake, are modifiers of the subject, because -----; the word generally and the phrase, in the deepest water, are modifiers of the predicate, because -----; in introduces the first phrase, and lake is the principal word; in introduces the second phrase, and water is the principal word; the and deepest are modifiers of water; The finest trout in the lake is the modified subject, and are generally caught in the deepest water is the modified predicate.

1. The gorilla lives in Africa.
2. It seldom rains in Egypt.
3. The Pilgrims landed at Plymouth.
4. The wet grass sparkled in the light.
5. The little brook ran swiftly under the bridge.
6. Burgoyne surrendered at Saratoga.
7. The steeples of the village pierced through the dense fog.
8. The gloom of winter settled down on everything.
9. A gentle breeze blows from the south.
10. The temple of Solomon was destroyed.
11. The top of the mountain is covered with snow.
12. The second Continental Congress convened at Philadelphia.

LESSON 32.

SENTENCE-BUILDING.

Build sentences, employing the following phrases as modifiers.

To Europe, of oak, from Albany, at the station, through the fields, for vacation, among the Indians, of the United States.

Supply to the following predicates subjects modified by phrases.

---- is situated on the Thames.

---- has arrived.

---- was destroyed by an earthquake.

---- was received.

---- has just been completed.

---- may be enjoyed.

Supply to the following subjects predicates modified by phrases.

Iron ----.

The trees ----.

Squirrels ----.
The Bible ----.
Sugar ----.
Cheese ----.
Paul ----.
Strawberries ----.
The mountain ----.

Write five sentences, each of which shall contain one or more phrases used as modifiers.

LESSON 33.

SENTENCE-BUILDING.

Re-write the following sentences, changing the italicized words into equivalent phrases.

+Model+.--A *_golden_* image was made.
An image *_of gold_* was made.

You will notice that the adjective *_golden_* was placed before the subject, but, when changed to a phrase, it followed the subject.

1. The book was *_carefully_* read.
2. The old soldiers fought *_courageously_*.
3. A group of children were strolling *_homeward_*.
4. No season of life should be spent *_idly_*.
5. The *_English_* ambassador has just arrived.
6. That *_generous_* act was liberally rewarded.

Change the following adjectives and adverbs into equivalent phrases, and employ the phrases in sentences of your own building.

Wooden, penniless, eastward, somewhere, here, evening, everywhere, yonder, joyfully, wintry.

Make a sentence out of the words in each line below.

Boat, waves, glides, the, the, over.
He, Sunday, church, goes, the, on, to.
Year, night, is dying, the, the, in.
Qualities, Charlemagne, vices, were alloyed, the, great, of, with.
Indians, America, intemperance, are thinned, the, out, of, by.

LESSON 34.

PREPOSITIONS.

+Hints for Oral Instruction+.--In the preceding Lessons, the little words that were placed before nouns, thus forming phrases, belong to a class of words called +Prepositions+. You noticed that these words, which you have now learned to call prepositions, served to introduce phrases. The preposition shows the relation of the idea expressed by the principal word of the phrase to that of the word which the phrase modifies. It serves also to connect these words.

In the sentence, The squirrel ran up a tree, what word shows the relation of the act of running, to the tree? Ans. Up.

Other words may be used to express different relations. Repeat, nine times, the sentence above given, supplying, in the place of up, each of the following prepositions: Around, behind, down, into, over, through, to, under, from.

Let this exercise be continued, using such sentences as, The man went into the house; The ship sailed toward the bay.

+DEFINITION.--A Preposition is a word that introduces a phrase modifier, and shows the relation, in sense, of its principal word to the word modified+.

+Analysis and Parsing+.

+Model+.-- Flowers preach to us.

For +Analysis+ and +Diagram+, see Lesson 31.

For +Written Parsing+, see Lesson 22. Add the needed columns.

+Oral Parsing+.-- Flowers is a noun, because----; preach is a verb, because----; to is a preposition, because it shows the relation, in sense, between us and preach; us is a pronoun, because it is used instead of the name of the speaker and the names of those for whom he speaks.

1. The golden lines of sunset glow.
2. A smiling landscape lay before us.
3. Columbus was born at Genoa.
4. The forces of Hannibal were routed by Scipio.
5. The capital of New York is on the Hudson.
6. The ships sail over the boisterous sea.
7. All names of the Deity should begin with capital letters.
8. Air is composed chiefly of two invisible gases.
9. The greater portion of South America lies between the tropics.
10. The laurels of the warrior must at all times be dyed in blood.
11. The first word of every entire sentence should begin with a capital letter.
12. The subject of a sentence is generally placed before the predicate.

Impromptu Exercise.

(The teacher may find it profitable to make a separate lesson of this exercise.)

Let the teacher write on the board a subject and a predicate that will admit of many modifiers. The pupils are to expand the sentence into as many separate sentences as possible, each containing one apt phrase modifier. The competition is to see who can build the most and the best sentences in a given time. The teacher gathers up the slates and reads the work aloud, or has the pupils exchange slates and read it themselves.

LESSON 35.

COMPOUND SUBJECT AND COMPOUND PREDICATE.

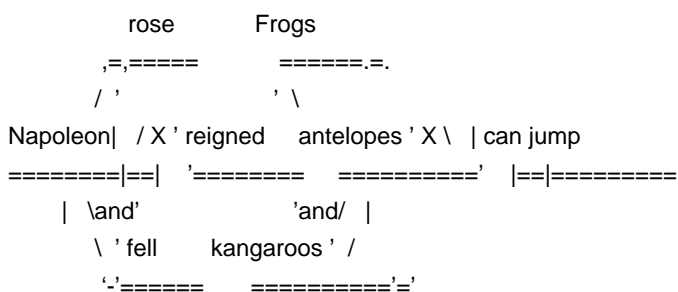
When two or more subjects united by a connecting word have the same predicate, they form a +_Compound Subject;_+ and, when two or more predicates connected in like manner have the same subject, they form a +_Compound Predicate_+.

In the sentence, _Birds and bees can fly_, the two words _birds_ and _bees_, connected by _and_, have the same predicate; the same action is asserted of both birds and bees. In the sentence, _Leaves fade and fall_, two assertions are made of the same things. In the first sentence, _birds_ and _bees_ form the _compound subject_; and, in the second, _fade_ and _fall_ form the _compound predicate_.

Analyze and parse the following sentences.

+Models+.--_Napoleon rose, reigned, and fell_.

Frogs, antelopes, and kangaroos can jump.



+Explanation of the Diagram+.--The short line following the subject line represents the entire predicate, and is supposed to be continued in the three horizontal lines that follow, each of which represents one of the parts of the _compound predicate_. These three lines are united by dotted lines, which stand for the connecting words. The +X+ denotes that an _and_ is understood.

Study this explanation carefully, and you will understand the other diagram.

+Oral Analysis+ of the first sentence.

This is a sentence, because ----; Napoleon is the subject, because ----; rose, reigned, and fell form the compound predicate, because they belong in common to the same subject, and say something about Napoleon. And connects reigned and fell.

1. The Rhine and the Rhone rise in Switzerland.
2. Time and tide wait for no man.
3. Washington and Lafayette fought for American Independence.
4. Wild birds shrieked, and fluttered on the ground.
5. The mob raged and roared.
6. The seasons came and went.
7. Pride, poverty, and fashion cannot live in the same house.
8. The tables of stone were cast to the ground and broken.
9. Silver or gold will be received in payment.
10. Days, months, years, and ages will circle away.

REVIEW QUESTIONS.

What is a phrase? A phrase modifying a subject is equivalent to what?

Illustrate. A phrase modifying a predicate is equivalent to what?

Illustrate.

What are prepositions? What do you understand by a compound subject?

Illustrate. What do you understand by a compound predicate? Illustrate.

LESSON 36.

CONJUNCTIONS AND INTERJECTIONS.

The words and and or, used in the preceding Lesson to connect the nouns and the verbs, belong to a class of words called +Conjunctions+.

Conjunctions may also connect words used as modifiers; as,

A daring but foolish feat was performed.

They may connect phrases; as,

We shall go to Saratoga and to Niagara.

They may connect clauses, that is, expressions that, standing alone, would be sentences; as,

He must increase, but I must decrease.

+DEFINITION.--A Conjunction, is a word used to connect words, phrases, or clauses+.

The Interjection is the eighth and last part of speech. Interjections are mere exclamations, and are without grammatical relation to any other word in the sentence.

+DEFINITION.--An Interjection is a word used to express strong or sudden feeling+.

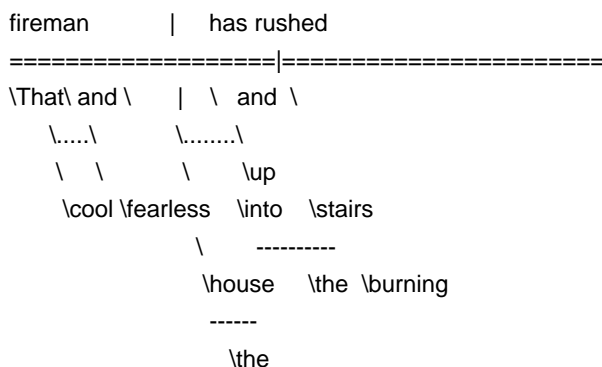
Examples:--

Bravo! hurrah! pish! hush! ha, ha! alas! hail! lo! pshaw!

Analyze and parse the following sentences.

+Model+.-- Hurrah! that cool and fearless fireman has rushed into the house and up the burning stairs_.

Hurrah



+Explanation of the Diagram+.--The line representing the interjection is not connected with the diagram. Notice the dotted lines, one standing for the and which connects the two word modifiers; the other, for the and connecting the two phrase modifiers.

+Written Parsing+.

N.	Pro.	Adj.	Vb.	Adv.	Prep.	Conj.	Int.
fireman							
house			that			up	and
stairs			cool				
			fearless				
			burning				

+Oral Parsing+ of the conjunction and the interjection.

The two ands are conjunctions, because they connect. The first connects two word modifiers; the second, two phrase modifiers. Hurrah is an interjection, because it expresses a burst of sudden feeling.

1. The small but courageous band was finally overpowered.
2. Lightning and electricity were identified by Franklin.
3. A complete success or an entire failure was anticipated.
4. Good men and bad men are found in all communities.
5. Vapors rise from the ocean and fall upon the land.
6. The Revolutionary war began at Lexington and ended at Yorktown.
7. Alas! all hope has fled.
8. Ah! I am surprised at the news.
9. Oh! we shall certainly drown.
10. Pshaw! you are dreaming.
11. Hurrah! the field is won.

LESSON 37.

PUNCTUATION AND CAPITAL LETTERS.

+COMMA--RULE.--Phrases that are placed out of their natural order [Footnote: A phrase in its natural order follows the word it modifies.] and made emphatic, or that are loosely connected with the rest of the sentence, should be set off by the comma+.

PUNCTUATE THE FOLLOWING SENTENCES.

+Model+.--The cable, after many failures, was successfully laid. Upon the platform 'twixt eleven and twelve I'll visit you. To me this place is endeared by many associations. Your answers with few exceptions have been correctly given. In English much depends on the placing of phrases.

+COMMA--RULE.--Words or phrases connected by conjunctions are separated from each other by the comma unless all the conjunctions are expressed+.

PUNCTUATE THE FOLLOWING SENTENCES.

+Model+.--Caesar came, saw, and conquered.
Caesar came and saw and conquered.

He travelled in England, in Scotland, and in Ireland.

(The comma is used in the first sentence, because a conjunction is omitted; but not in the second, as all the conjunctions are expressed.)

A brave prudent and honorable man was chosen.

Augustus Tiberius Nero and Vespasian were Roman emperors.

Through rainy weather across a wild country over muddy roads after

a long ride we came to the end of our journey.

+PERIOD and CAPITAL LETTER--RULE.--_Abbreviations_ generally begin with capital letters and are always followed by the period+.

CORRECT THE FOLLOWING ERRORS.

+Model.--+_Mr., Esq., N. Y., P. M._.

gen, a m, mrs, no, u s a, n e, eng, p o, rev, prof, dr, gram, capt, coi,
co, va, conn.

+EXCLAMATION POINT--RULE.--All _exclamatory expressions_ must be followed by the exclamation point+.

PUNCTUATE THE FOLLOWING EXPRESSIONS.

+Model.--+_Ah! Oh! Zounds! Stop pinching!_

Pshaw, whew, alas, ho Tom, halloo Sir, good-bye, welcome.

LESSON 38.

SENTENCE-BUILDING.

+To the Teacher.--+Call attention to the agreement of verbs with compound subjects. Require the pupils to justify the verb-forms in Lesson 36 and elsewhere. See Notes, pp. 165-167.

Write _predicates_ for the following _compound subjects_.

Snow and hail; leaves and branches; a soldier or a sailor; London and Paris.

Write _compound predicates_ for the following _subjects_.

The sun; water; fish; steamboats; soap; farmers; fences; clothes.

Write _subjects_ for the following _compound predicates_.

Live, feel, and grow; judges and rewards; owes and pays; inhale and exhale; expand and contract; flutters and alights; fly, buzz, and sting; restrain or punish.

Write _compound subjects_ before the following _predicates_.

May be seen; roar; will be appointed; have flown; has been recommended.

Write compound predicates after the following _compound subjects_.

Boys, frogs, and horses; wood, coal, and peat; Maine and New Hampshire;

Concord, Lexington, and Bunker Hill; pins, tacks, and needles.

Write compound subjects before the following compound predicates.

Throb and ache; were tried, condemned, and hanged; eat, sleep, and dress.

Choose your own material and write five sentences, each having a compound subject and a compound predicate.

LESSON 39.

COMPLEMENTS.

+Hints for Oral Instruction+.--When we say, The sun gives, we express no complete thought. The subject sun is complete, but the predicate gives does not make a complete assertion. When we say, The sun gives light, we do utter a complete thought. The predicate gives is completed by the word light. Whatever fills out, or completes, we call a +Complement+. We will therefore call light the complement of the predicate. As light completes the predicate by naming the thing acted upon, we call it the +Object Complement+.

Expressions like the following may be written on the board, and by a series of questions the pupils may be made to dwell upon these facts till they are thoroughly understood.

The officer arrested -----;
the boy found -----;
Charles saw -----;
coopers make -----.

Besides these verbs requiring object complements, there are others that do not make complete sense without the aid of a complement of another kind.

A complete predicate does the asserting and expresses what is asserted. In the sentence, Armies march, march is a complete predicate, for it does the asserting and expresses what is asserted; viz., marching. In the phrase, armies marching, marching expresses the same act as that denoted by march, but it asserts nothing. In the sentence, Chalk is white, is does the asserting, but it does not express what is asserted. We do not wish to assert merely that chalk is or exists. What we wish to assert of chalk, is the quality expressed by the adjective white. As white expresses a quality or attribute, we may call it an +Attribute Complement+.

Using expressions like the following, let the facts given above be drawn from the class by means of questions.

Grass growing; grass grows; green grass; grass is green.

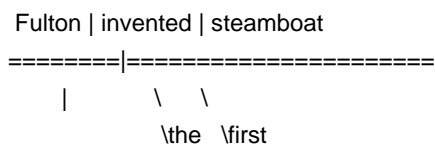
+DEFINITION.--The Object Complement of a sentence completes the predicate, and names that which receives the act+.

+DEFINITION.--The Attribute Complement of a sentence completes the predicate and belongs to the subject+.

The complement with all its modifiers is called the Modified Complement+

Analysis and Parsing.

+Model+.-- Fulton invented the first steamboat.

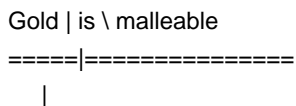


+Explanation of the Diagram+.--You will see that the line standing for the object complement is a continuation of the predicate line, and that the little vertical line only touches this without cutting it.

+Oral Analysis+.--Fulton and invented, as before. Steamboat is the object complement, because it completes the predicate, and names that which receives the act. The and first, as before. The first steamboat is the modified complement.

1. Caesar crossed the Rubicon.
2. Morse invented the telegraph.
3. Ericsson built the Monitor.
4. Hume wrote a history.
5. Morn purples the east,
6. Antony beheaded Cicero.

+Model+.-- Gold is malleable.



In this diagram, the line standing for the attribute complement, like the object line, is a continuation of the predicate line; but notice the difference in the little mark separating the incomplete [Footnote: Hereafter we shall call the verb the predicate, but, when followed by a complement, it must be regarded as an incomplete predicate.] predicate from the complement.

+Oral Analysis+.--Gold and is, as before.

Malleable is the attribute complement, because it completes the predicate, and expresses a quality belonging to gold.

7. Pure water is tasteless.
8. The hare is timid.
9. Fawns are graceful.
10. This peach is delicious.
11. He was extremely prodigal.
12. The valley of the Mississippi is very fertile.

+To the Teacher+---See Notes, pp. 183,184.

* * * * *

LESSON 40.

ERRORS IN THE USE OF MODIFIERS.

+Caution+.--Place adverbs where there can be no doubt as to the words they modify.

ERRORS TO BE CORRECTED.

I only bring forward a few things.

Hath the Lord only [Footnote: Adverbs sometimes modify phrases.]spoken by Moses?

We merely speak of numbers.

The Chinese chiefly live upon rice.

+Caution+.--In placing the adverb, regard must be had to the sound of the sentence.

ERRORS TO BE CORRECTED.

We always should do our duty.

The times have changed surely.

The work will be never finished.

He must have certainly been sick.

+Caution+.--Adverbs must not be used for adjectives.

ERRORS TO BE CORRECTED.

I feel badly.

Marble feels coldly.

She looks nicely.

It was sold cheaply.

It appears still more plainly.

That sounds harshly.

I arrived at home safely.

+Caution+.--Adjectives must not be used for adverbs.

ERRORS TO BE CORRECTED.

The bells ring merry.

The curtain hangs graceful.

That is a decided weak point.

Speak no coarser than usual.

These are the words nearest connected.

Talk slow and distinct.

She is a remarkable pretty girl.

+To the Teacher+.--For additional exercises in distinguishing adjectives from adverbs, see Notes, p. 181.

REVIEW QUESTIONS.

What is a conjunction? What is an interjection? Give two rules for the use of the comma (Lesson 37). What is the rule for writing abbreviations? What is the rule for the exclamation point? What is an object complement? What is an attribute complement? Illustrate both. What are the cautions for the position of the adverb? What are the cautions for the use of the adverb and the adjective?

+To the Teacher+.--See COMPOSITION EXERCISES in the Supplement-Selection from Habberton.

* * * * *

LESSON 41.

ERRORS IN THE POSITION AND USE OF MODIFIERS.

+Caution+.--Phrase modifiers should be placed as near as may be to the words they modify.

+To the Teacher+.--For composition exercises with particular reference to arrangement, see Notes, pp. 172-176.

ERRORS TO BE CORRECTED.

A fellow was arrested with short hair.

I saw a man digging a well with a Roman nose.

He died and went to his rest in New York.

Wanted--A room by two gentlemen thirty feet long and twenty feet wide.

Some garments were made for the family of thick material.

The vessel was beautifully painted with a tall mast.

I perceived that it had been scoured with half an eye.

A house was built by a mason of brown stone.

A pearl was found by a sailor in a shell.

Punctuate these sentences when corrected.

+Caution+.--Care must be taken to select the right preposition.

+To the Teacher+.--For the preposition to be used, consult the Unabridged Dictionaries.

ERRORS TO BE CORRECTED.

They halted with the river on their backs.
The cat jumped on the chair.
He fell onto the floor.
He went in the house.
He divides his property between his four sons.
He died for thirst.
This is different to that.
Two thieves divided the booty among themselves.
I am angry at him.

+Caution+.--Do not use two negative, or denying, words so that one shall contradict the other, unless you wish to affirm.

ERRORS TO BE CORRECTED.

I haven't no umbrella.

Correct by dropping either the adjective _no_ or the adverb _not_; as, I have _no_ umbrella, or I have _not_ an umbrella.

I didn't say nothing.
I can't do this in no way.
No other emperor was so wise nor powerful.
Nothing can never be annihilated.

LESSON 42.

ANALYSIS AND PARSING.

1. Brutus stabbed Caesar.
2. Man is an animal.
3. Washington captured Cornwallis.
4. Wellington defeated Napoleon at Waterloo.
5. Balboa discovered the Pacific ocean.
6. Vulcan was a blacksmith.
7. The summer has been very rainy.
8. Columbus made four voyages to the New World.
9. The moon reflects the light of the sun.
10. The first vice-president of the United States was John Adams.
11. Roger Williams was the founder of Rhode Island.
12. Harvey discovered the circulation of blood.
13. Diamonds are combustible.
14. Napoleon died a prisoner, at St.. Helena.
15. In 1619 the first ship-load of slaves was landed at Jamestown.

The pupil will notice that _animal_, in sentence No. 2, is an _attribute complement_, though it is not an adjective expressing a quality belonging to man, but a noun denoting his class. +_Nouns_+ then may be +_attribute compliments_+.

The pupil will notice also that some of the _object_ and _attribute complements_ above have phrase modifiers.

LESSON 43.

SENTENCE-BUILDING.

Using the following predicates, build sentences having subjects, predicates, and object complements with or without modifiers.

---- climb ----; ---- hunt ----; ---- command ----; ---- attacked ----; ---- pursued ----; ---- shall receive ----; ---- have seen ----; ---- love ----.

Change the following expressions into sentences by _asserting_ the qualities here _assumed_. Use these verbs for predicates:

Is, were, appears, may be, became, was, have been, should have been, is becoming, are.

+Model+.--_Heavy_ gold. Gold _is heavy_.

Green fields; sweet oranges; interesting story; brilliant sunrise; severe punishment; playful kittens; warm weather; pitiful sight; sour grapes; amusing anecdote.

Prefix to the following nouns several adjectives expressing qualities, and then make complete sentences by _asserting_ the same qualities.

white | Chalk _is white_.
+Model+.--brittle + chalk. Chalk _is brittle_.
soft | Chalk _is soft_.

Gold, pears, pens, lead, water, moon, vase, rock, lakes, summer, ocean, valley.

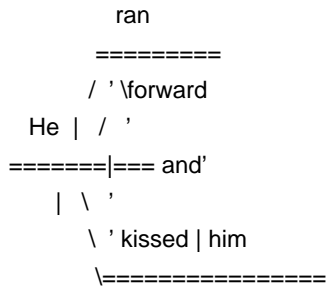
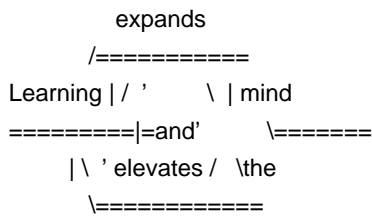
Find your own material, and build two sentences having object complements, and two having attribute complements.

LESSON 44.

ANALYSIS AND PARSING.

MISCELLANEOUS.

+Models+.--



In the second diagram, one of the predicate lines is followed by a complement line; but the two predicate lines are not united, for the two verbs have not a common object.

1. Learning expands and elevates the mind.
2. He ran forward and kissed him.
3. The earth and the moon are planets.
4. The Swiss scenery is picturesque.
5. Jefferson was chosen the third president of the United States.
6. Nathan Hale died a martyr to liberty.
7. The man stood speechless.
8. Labor disgraces no man.
9. Aristotle and Plato were the most distinguished philosophers of antiquity.
10. Josephus wrote a history of the Jews.
11. This man seems the leader of the whole party.
12. The attribute complement completes the predicate and belongs to the subject.
13. Lord Cornwallis became governor of Bengal after his disastrous defeat.
14. The multitude ran before him and strewed branches in the way.
15. Peter Minuits traded with the Indians, and bought the whole island of Manhattan for twenty-four dollars.

LESSON 45.

ANALYSIS AND PARSING.

MISCELLANEOUS.

+Model+.-

```

                wise
                /=====
                /' \in
                /X' \ council
                / ' \-----
Henry IV. | was \ / ' simple
=====|===== '=====
\of | \very \and' \in
\ House \ ' \ manners
\----- \ ' \-----
\the \of \ ' chivalric
\ Bourbon \=====
\----- \in
\ field
\-----
\the

```

The line standing for the word-modifier is joined to that part of the complement line which represents the _entire_ attribute complement.

1. Henry IV., of the House of Bourbon, was very wise in council, simple in manners, and chivalric in the field.
2. Caesar defeated Pompey at Pharsalia.
3. The diamond is the most valuable gem.
4. The Greeks took Troy by stratagem.
5. The submarine cable unites the continent of America and the Old World.
6. The Gauls joined the army of Hannibal.
7. Columbus crossed the Atlantic with ninety men, and landed at San Salvador.
8. Vulcan made arms for Achilles.
9. Cromwell gained at Naseby a most decisive victory over the Royalists.
10. Columbus was a native of Genoa.
11. God tempers the wind to the shorn lamb.
12. The morning hour has gold in its mouth.
13. The mill of the gods grinds late, but grinds to powder.
14. A young farmer recently bought a yoke of oxen, six cows, and a horse.
15. America has furnished to the world tobacco, the potato, and Indian corn.

LESSON 46.


ANALYSIS AND PARSING.

MISCELLANEOUS.

```

Cotton | is raised
=====|=====
| \      Egypt

```



+Explanation of the Diagram+.--In this diagram the line representing the principal part of the phrase separates into three lines. This shows that the principal part of the phrase is compound. Egypt, India, and United States are all introduced by the same preposition in, and have the same relation to is raised.

1. Cotton is raised in Egypt, India, and the United States.
2. The navy of Hiram brought gold from Ophir.
3. The career of Cromwell was short.
4. Most mountain ranges run parallel with the coast.
5. Now swiftly glides the bonny boat.
6. An able but dishonest judge presided.
7. The queen bee lays eggs in cells of three different sizes.
8. Umbrellas were introduced into England from China.
9. The first permanent English settlement in America was made at Jamestown, in 1607.
10. The spirit of true religion is social, kind, and cheerful.
11. The summits of the Alps are covered with perpetual snow.
12. The months of July and August were named after Julius Caesar and Augustus Caesar.
13. All the kings of Egypt are called, in Scripture, Pharaoh.
14. The bamboo furnishes to the natives of China, shade, food, houses, weapons, and clothing.

LESSON 47.

SENTENCE-BUILDING.

Supply attribute complements to the following expressions. (See Caution, Lesson 40.)

The marble feels ----. Mary looks ----. The weather continues ----. The apple tastes ----. That lady appears ----. The sky grows ----. The leaves of roses are ----. The undertaking was pronounced ----.

Write a subject and a predicate to each of the following nouns taken as attribute complements.

+Model+.--_Soldier_--That old man has been a _soldier_.

Plant, insect, mineral, vegetable, liquid, gas, solid, historian, poet,
artist, traveler, emperor.

Using the following nouns as subjects, build sentences each having a simple
predicate and two or more _object complements_.

Congress, storm, education, king, tiger, hunter, Arnold, shoemakers,
lawyers, merchant.

Build three sentences on each of the following subjects, two of which shall
contain _object complements_, and the third, an _attribute
complement_.

+Model+.--_Sun_--

The _sun_ gives _light_.

The _sun_ warms the _earth_.

The _sun_ is a luminous _body_.

Moon, oak, fire, whiskey.

LESSON 48.

SUBJECT OR COMPLEMENT MODIFIED BY A PARTICIPLE.

+Hints for Oral Instruction+.--You have learned, in the preceding Lessons,
that a _quality_ may be _assumed_ as belonging to a thing; as, _white
chalk_, or that it may be _asserted_ of it; as, _Chalk is white_. An
action, also, may be _assumed_ as belonging to something; as, _Peter
turning_, or it may be _asserted_; as, Peter _turned_. In the expression,
Peter, turning, said, what word expresses an action as _assumed_, and
which _asserts_ an action? Each pupil may give an example of an action
asserted and of an action assumed; as, Corn _grows_, corn _growing_; geese
gabble; geese _gabbling_.

This form of the verb, which merely _assumes_ the act, being, or state, is
called the +Participle+.

When the words _growing_ and _gabbling_ are placed before the nouns, thus:
growing corn, gabbling geese, they tell simply the kind of corn and the
kind of geese, and are therefore _adjectives_.

When _the_ or some other adjective is placed before these words, and a
preposition after them, thus: _The growing of the corn, the gabbling of the
geese_, they are simply the _names_ of actions, and are therefore _nouns_.

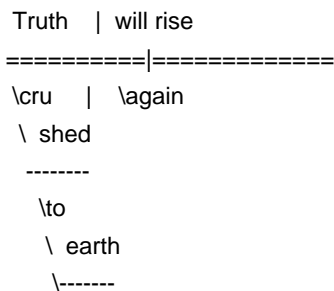
Let each pupil give an example of a verb asserting an action, and change it
to express:--

1st, An assumed action; 2d, A permanent quality; 3d, The name of an action.

Participles may be completed by objects and attributes.

+Analysis and Parsing+.

+Model+.-- Truth, crushed to earth, will rise again.



+Explanation of the Diagram+.--In this diagram, the line standing for the principal word of the participial phrase is broken; one part slants, and the other is horizontal. This shows that the participle crushed is used like an adjective to modify Truth, and yet retains the nature of a verb, expressing an action received by truth.

+Oral Analysis+.--This is a sentence, because ----; Truth is the subject, because ----; will rise is the predicate, because ----; the phrase, crushed to earth, is a modifier of the Subj., because ----; crushed introduces the phrase and is the principal word in it; the phrase to earth is a modifier of crushed; to introduces it, and earth is the principal word in it; again is a modifier of the Pred., because ----. Truth crushed to earth is the modified subject, will rise again is the modified predicate.

+Parsing+-- Crushed is the form of the verb called participle. The action expressed by it is merely assumed.

1. The mirth of Addison is genial, imparting a mild glow of thought.
2. The general, riding to the front, led the attack.
3. The balloon, shooting swiftly into the clouds, was soon lost to sight.
4. Wealth acquired dishonestly will prove a curse.
5. The sun, rising, dispelled the mists.
6. The thief, being detected, surrendered to the officer.
7. They boarded the vessel lying in the harbor.
8. The territory claimed by the Dutch was called New Netherlands.
9. Washington, having crossed the Delaware, attacked the Hessians stationed at Trenton.
10. Burgoyne, having been surrounded at Saratoga, surrendered to Gen. Gates.
11. Pocahontas was married to a young Englishman named John Rolfe.
12. A shrug of the shoulders, translated into words, loses much force.
13. The armies of England, mustered for the battles of Europe, do not awaken sincere admiration.

(Note that the participle, like the predicate verb, may consist of two or more words.)

(Note, too, that the participle, like the adjective, may belong to a _noun complement_.)

LESSON 49.

THE INFINITIVE PHRASE.

+Hints for Oral Instruction+.--There is another form of the verb which, like the participle, cannot be the predicate of a sentence, for it cannot _assert_; as, She went out _to see_ a friend; _To lie_ is a disgrace. As this form of the verb expresses the action, being, or state in a general manner, without limiting it directly to a subject, it is called an +Infinitive+, which means _without limit_. The infinitive generally follows _to_; as, _to walk, to sleep_.

Let each pupil give an infinitive.

The infinitive and the preposition _to_ constitute a phrase, which may be employed in several ways.

+T+.--_I have a duty to perform_. The infinitive phrase modifies what?

+P+.--The noun _duty_. +T+.--It then performs the office of what? +P+.--Of an adjective modifier.

+T+.--_I come to hear_. The infinitive phrase modifies what? +P+.--The verb _come_. +T+.--What office then does it perform? +P+.--Of an adverb modifier.

+T+.--_To lie is base_. _What_ is base? +P+.--To lie. +T+.--_He attempted to speak_. _What_ did he attempt? +P+.--To speak. +T+.--_To lie_ is a subject, and _to speak_ is an _object_. What part of speech is used as subject and object? +P+.--The noun.

+T+.--The +Infinitive+ phrase is used as an +adjective+, an +adverb+, and a +noun+.

Infinitives may be completed by _objects_ and _attributes_.

+Analysis and Parsing+.

+Model+.--_David hastened to meet Goliath_.

David | hastened
=====|=====

| \to

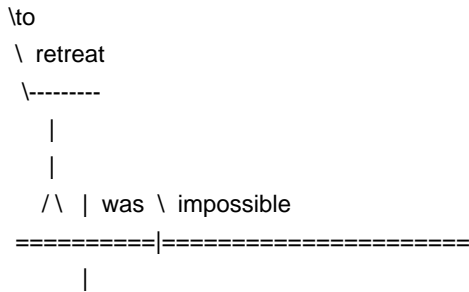
\ meet | Goliath
 \-----

+Analysis of the Infinitive Phrase+.--_To_ introduces the phrase; _meet_, completed by the object _Goliath_, is the principal part.

+Parsing of the Phrase+.--_To_ is a preposition, because ----; _meet_ is a verb, because ----; _Goliath_ is a noun, because ----.

1. I come not here to talk.
2. I rejoice to hear it.
3. A desire to excel leads to eminence.
4. Dr. Franklin was sent to France to solicit aid for the colonies.
5. To retreat was impossible.

(_To_ is here used merely to introduce the infinitive phrase.)



+Explanation of the Diagram+.--As this _phrase subject_ cannot, in its proper form, be written on the subject line, it is placed above, and, by means of a support, the phrase diagram is made to rest on the subject line. The _phrase complement_ may be diagramed in a similar way, and made to rest on the complement line.

6. The hands refuse to labor.
7. To live is not all of life.
8. The Puritans desired to obtain religious freedom.
9. The Romans, having conquered the world, were unable to conquer themselves.
10. Narvaez sailed from Cuba to conquer Florida.
11. Some savages of America and Africa love to wear rings in the nose.
12. Andrew Jackson, elected to succeed J. Q. Adams, was inaugurated in 1829.

LESSON 50.

POSITION AND PUNCTUATION OF THE PARTICIPIAL PHRASE.

ERRORS TO BE CORRECTED. (See Caution 1, Lesson 41.)

Punctuate as you correct. (See Lesson 37.)

A house was built for a clergyman having seven gables.
The old man struck the saucy boy raising a gold-headed cane.
We saw a marble bust of Sir W. Scott entering the vestibule.
Here is news from a neighbor boiled down.
I found a cent walking over the bridge.
Balboa discovered the Pacific ocean climbing to the top of a mountain.

Punctuate the following exercises.

Cradled in the camp Napoleon was the darling of the army.
Having approved of the plan the king put it into execution.
Satan incensed with indignation stood untterrified.
My friend seeing me in need offered his services.
James being weary with his journey sat down on the wall.
The owl hid in the tree hooted through the night.

REVIEW QUESTIONS.

Give the caution relating to the position of the phrase modifier; that relating to the choice of prepositions; that relating to the double negative (Lesson 41). Give examples of errors. Can a noun be an attribute complement? Illustrate. What do you understand by a participle? Into what may some participles be changed? Illustrate. What offices does the infinitive phrase perform? Illustrate them.

+To the Teacher+.--See COMPOSITION EXERCISES in the Supplement--Selection from George Eliot.

LESSON 51.

REVIEW.

MISCELLANEOUS ERRORS FOR CORRECTION. (See Cautions in Lessons 30, 40, and 41.)

There never was such another man.
He was an old venerable patriarch.

John has a cadaverous, hungry, and lean look.
He was a well-proportioned, fine fellow.

Pass me them potatoes.

Put your trust not in money.
We have often occasion for thanksgiving,

Now this is to be done how?
Nothing can justify ever profanity.

To continually study is impossible.

(An adverb is seldom placed between the preposition _to_ and the infinitive.)

Mary likes to tastefully dress.
Learn to carefully choose your words.

She looks queerly.
Give me a soon and direct answer.

The post stood firmly.
The eagle flies highly.
The orange tastes sweetly.

I feel tolerable well.
The branch breaks easy.
Thistles grow rapid.
The eagle flies swift.
This is a miserable poor pen.

A wealthy gentleman will adopt a little boy with a small family.
A gentleman called from Africa to pay his compliments.

Water consists in oxygen and hydrogen.
He went out attended with a servant.
I have a dislike to such tricksters.
We have no prejudice to foreigners.
She don't know nothing about it.
Father wouldn't give me none.
He hasn't been sick neither.
I won't have no more nohow.

+To the Teacher+.--Let the reason be given for every correction.

LESSON 52.

SENTENCE-BUILDING.

Build sentences in which the following participles shall be used as modifiers.

Being fatigued; laughing; being amused; having been elected; running;
having been running.

Expand each of the following sentences into three sentences, using the _participial form_ of the verb as a _participle_, in the first; the same form as an _adjective_, in the second; and as a _noun_, in the third.

+Model+.--The stream _flows_. The stream, _flowing_ gently, crept through the meadow. The _flowing_ stream slipped away to the sea. The _flowing_ of

the stream caused a low murmur. The stream flows. The sun rises. Insects hum. The birds sing. The wind whistles. The bells are ringing. The tide ebbs.

Form _infinitive phrases_ from the following verbs, and use these phrases as _adjectives, adverbs_, and _nouns_, in sentences of your own building.

Smoke, dance, burn, eat, lie, try.

+To the Teacher+.--For exercises to distinguish the participle from the predicate verb, see Notes, pp. 181, 182.

LESSON 53.

NOUNS AND PRONOUNS AS MODIFIERS.

+Hints for Oral Instruction+.--In the sentence, _The robin's eggs are blue_, the noun _robin's_ does what? +P+.--It tells what or whose eggs are blue. +T+.--What word names the things owned or possessed? +P+.--_Eggs_. +T+.--What word names the owner or possessor? +P+.--_Robin's_.

+T+.--The noun _robin's_ is here used as a _modifier_. You see that this word, which I have written on the board, is the word _robin_ with a little mark (') called an apostrophe, and the letter _s_ added. These are added to denote possession.

In the sentence, _Webster, the statesman, was born in New Hampshire_, the noun _statesman_ modifies the subject _Webster_ by explaining what or which Webster is meant. Both words name the same person.

Let the pupils give examples of each of these two kinds of +Noun Modifiers--the +Possessive+ and the +Explanatory+.

Analysis and Parsing.

+Model+.--_Julia's sister Mary has lost her diamond ring_.

```
sister (Mary) | has lost | ring
=====|=====
\Julia's | \her \diamond
```

+Explanation of the Diagram+.--_Mary_ is written on the subject line, because _Mary_ and _sister_ both name the same person, but the word _Mary_ is inclosed within marks of parenthesis to show that _sister_ is the proper grammatical subject.

In _oral analysis_, call _Julia's_ and _Mary_ modifiers of the subject, _sister_, because _Julia's_ tells whose sister, and _Mary_ explains sister by adding another name of the same person. _Her_ is a modifier of the

object, because it tells whose ring is meant.

Julia's sister Mary is the _modified subject_, the predicate is unmodified, and _her diamond ring_ is the _modified object complement_.

1. The planet Jupiter has four moons.
2. The Emperor Nero was a cruel tyrant.
3. Peter's wife's mother lay sick of a fever.

mother

=====

\wife's

\Peter's

4. An ostrich outruns an Arab's horse.
5. His pretty little nephew Arthur had the best claim to the throne.
6. Milton, the great English poet, became blind.
7. Caesar gave his daughter Julia in marriage to Pompey.
8. London, the capital of England, is the largest and richest city in the world.
9. Joseph, Jacob's favorite son, was sold by his brethren to the Ishmaelites.
10. Alexander the Great [Footnote: _Alexander the Great_ may be taken as one name, or _Great_ may be called an explanatory modifier of _Alexander_.] was educated under the celebrated philosopher Aristotle.
11. Friends tie their purses with a spider's thread.
12. Caesar married Cornelia, the daughter of Cinna.
13. His fate, alas! was deplorable.
14. Love rules his kingdom without a sword.

LESSON 54.

SENTENCE-BUILDING.

Nouns and pronouns denoting possession may generally be changed to equivalent phrases; as, _Arnold's treason_ = _the treason of Arnold_. Here the preposition _of_ indicates _possession_, the same relation expressed by the apostrophe (') and _s_. Change the following possessive nouns to equivalent phrases, and the phrases indicating possession to possessive nouns, and then expand the expressions into complete sentences.

+Model+.--The _earth's_ surface. The surface _of the earth_ is made up of land and water.

The earth's surface: Solomon's temple; England's Queen; Washington's Farewell Address; Dr. Kane's Explorations; Peter's wife's mother; George's friend's father; Shakespeare's plays; Noah's dove; the diameter of the earth; the daughter of Jephthah; the invasion of Burgoyne; the voyage of Cabot; the Armada of Philip; the attraction of the earth; the light of the moon.

Find for the things mentioned below, other names which shall describe or explain them. Add such names to these nouns, and then expand the expressions into complete sentences.

+Model+.--_Ink_--_Ink, a dark fluid_, is used in writing.

Observe the following rule.

+COMMA-RULE.--An Explanatory Modifier, when it does not restrict the modified term or combine closely with it, is set off by the comma+.

+To the Teacher+.--See Notes, pp. 176, 177.

New York, rain, paper, the monkey, the robin, tea, Abraham Lincoln, Alexander Hamilton, world, peninsula, Cuba, Shakespeare.

Write three sentences, each of which shall contain a noun or pronoun denoting possession, and a noun or pronoun used to explain.

+To the Teacher+.--For additional exercises in the use of possessive modifiers, see Notes, pp. 182, 183.

LESSON 55.

ANALYSIS AND PARSING.

MISCELLANEOUS EXAMPLES IN REVIEW.

1. The toad spends the winter in a dormant state.
2. Pride in dress or in beauty betrays a weak mind.
3. The city of London is situated on the river Thames.
4. Napoleon Bonaparte was born in 1769, on an island in the Mediterranean.
5. Men's opinions vary with their interests.
6. Ammonia is found in the sap of trees, and in the juices of all vegetables.
7. Earth sends up her perpetual hymn of praise to the Creator.
8. Having once been deceived by him, I never trusted him again.
9. Aesop, the author of Aesop's Fables, was a slave.
10. Hope comes with smiles to cheer the hour of pain.
11. Clouds are collections of vapors in the air.
12. To relieve the wretched was his pride.
13. Greece, the most noted country of antiquity, scarcely exceeded in size the half of the state of New York.

LESSON 56.

ANALYSIS AND PARSING.

MISCELLANEOUS EXAMPLES IN REVIEW--CONTINUED.

1. We are never too old to learn.
2. Civility is the result of good nature and good sense.
3. The right of the people to instruct their representatives is generally admitted.
4. The immense quantity of matter in the Universe presents a most striking display of Almighty power.
5. Virtue, diligence, and industry, joined with good temper and prudence, must ever be the surest means of prosperity.
6. The people called Quakers were a source of much trouble to the Puritans.
7. The Mayflower brought to America [Footnote: One hundred and one may be taken as one adjective.] one hundred and one men, women, and children.
8. Edward Wingfield, an avaricious and unprincipled man, was the first president of the Jamestown colony.
9. John Cabot and his son Sebastian, sailing under a commission from Henry VII. of England, discovered the continent of America.
10. True worth is modest and retiring.
11. Jonah, the prophet, preached to the inhabitants of Nineveh.

LESSON 57.

COMPLEX SENTENCES.

THE ADJECTIVE CLAUSE.

+Hints for Oral Instruction+.--A word-modifier may sometimes be expanded into a phrase or into an expression that asserts.

+T+.--_A wise man will be honored_. Expand _wise_ into a phrase, and give me the sentence. +P+.--A man _of wisdom_ will be honored. +T+.--Expand _wise_ into an expression that asserts, join this to _man_, as a modifier, and then give me the entire sentence. +P+.--A man _who is wise_ will be honored.

+T+.--You see that the same quality may be expressed in three ways--A _wise_ man, A man _of wisdom_, A man _who is wise_.

Let the pupils give similar examples.

+T+.--In the sentence, _A man who is wise will be honored_, the word _who_ stands for what? +P+.--For the noun _man_. +T+.--Then what part of speech is it? +P+.--A pronoun.

+T+.--Put the noun _man_ in the place of the pronoun _who_, and then give me the sentence. +P+.--_A man, man is wise, will be honored_.

+T+.--I will repeat your sentence, changing the order of the words--_A man

will be honored. Man is wise_. Is the last sentence now joined to the first as a modifier, or are they two separate sentences? +P+.--They are two separate sentences.

+T+.--Then you see that the pronoun _who_ not only stands for the noun _man_, but it connects the modifying expression, _who is wise_, to _man_, the subject of the sentence, _A man will be honored_, and thus there is formed what we call a +Complex Sentence+. These two parts we call +Clauses+. _A man will be honored_ is the +Independent Clause+; _who is wise_ is the +Dependent Clause+.

Clauses that modify nouns or pronouns are called +Adjective Clauses+.

+DEFINITION.--A _Clause_ is a part of a sentence containing a subject and its predicate+.

+DEFINITION.--A _Dependent Clause_ is one used as an adjective, an adverb, or a noun+.

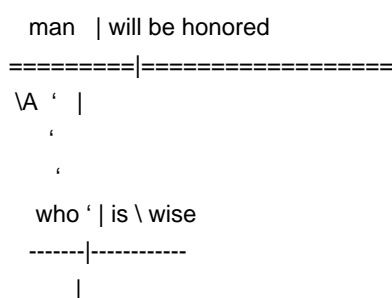
+DEFINITION.--An _Independent Clause_ is one not dependent on another clause+.

+DEFINITION.--A _Simple Sentence_ is one that contains but one subject and one predicate, either or both of which may be compound+.

+DEFINITION.--A _Complex Sentence_ is one composed of an independent clause and one or more dependent clauses+.

Analysis and Parsing.

+Model+.--



+Explanation of the Diagram+.--You will notice that the lines standing for the subject and predicate of the _independent clause_ are heavier than those of the _dependent clause_. This pictures to you the relative importance of the two clauses. You will see that the pronoun _who_ is written on the subject line of the dependent clause. But this word performs the office of a conjunction also, and this office is expressed in the diagram by a dotted line. As all modifiers are joined by _slanting_ lines, to the words they modify, you learn from this diagram that _who is wise_ is a modifier of _man_.

+Oral Analysis+.--This is a _complex sentence_, because it consists of an

independent clause and a _dependent clause_. _A man will be honored_ is the independent clause; _who is wise_ is the _dependent clause_. _Man_ is the subject of the independent clause; _will be honored_ is the predicate. The word _A_ and the clause, _who is wise_, are modifiers of the subject. _A_ points out _man_, and _who is wise_ tells the _kind_ of man. _A man who is wise_ is the modified subject; the predicate is unmodified. _Who_ is the subject of the dependent clause, _is_ is the predicate, and _wise_ is the attribute complement. _Who_ connects the two clauses.

1. He that runs may read.
2. Man is the only animal that laughs and weeps.
3. Henry Hudson discovered the river which bears his name.
4. He necessarily remains weak who never tries exertion.
5. The meridians are those lines that extend from pole to pole.
6. He who will not be ruled by the rudder must be ruled by the rock.
7. Animals that have a backbone are called vertebrates.
8. Uneasy lies the head that wears a crown.
9. The thick mists which prevail in the neighborhood of Newfoundland are caused by the warm waters of the Gulf Stream.
10. The power which brings a pin to the ground holds the earth in its orbit.
11. Death is the black camel which kneels at every man's gate.
12. Our best friends are they who tell us of our faults, and help us to mend them.

The pupil will notice that, in some of these sentences, the dependent clause modifies the subject, and that, in others, it modifies the noun complement.

+COMMA--RULE.--The _adjective_ or the _adverb clause_, when it does not closely follow and restrict the word modified, is generally set off by the comma+.

LESSON 58.

SENTENCE-BUILDING.

ADJECTIVE CLAUSES.

Expand each of the following adjectives into

1. A phrase;
2. A clause;

and then use these three modifiers in three separate sentences of your own construction.

| _who has energy_,
 +Model+.--_Energetic; of energy_; + or
 | _who is energetic_.

An energetic man will succeed. A man of energy will succeed. A man who has energy (or who is energetic) will succeed.

Honest, long-eared, beautiful, wealthy.

Expand each of the following possessive nouns into

1. A phrase;
2. A clause;

and then use these three modifiers in three separate sentences.

+Model+.-- Saturn's rings; the rings of Saturn; the rings which surround Saturn.

Saturn's rings can be seen with a telescope. The rings of Saturn can be seen with a telescope. The rings which surround Saturn can be seen, with a telescope.

Absalom's hair; the hen's eggs; the elephant's tusks.

Change the following simple sentences into complex sentences by expanding the participial phrases into clauses.

The vessels carrying the blood from the heart are called arteries. The book prized above all other books is the Bible. Rivers rising west of the Rocky Mts. flow into the Pacific ocean. The guns fired at Concord were heard around the world.

+To the Teacher+.--For additional composition exercises with particular reference to adjective clauses, see Notes, p. 177.

LESSON 59.

COMPLEX SENTENCES.

THE ADVERB CLAUSE.

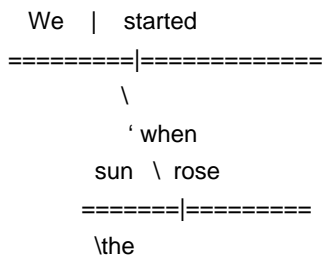
+Hints for Oral Instruction+.--You learned in Lesson 83 that an adverb can be expanded into an equivalent phrase; as, The book was carefully read = The book was read with care.

We shall now learn that a phrase used as an adverb may be expanded into an Adverb clause. In the sentence, We started at sunrise, what phrase is used like an adverb? +P+.--At sunrise. +T+.--Expand this phrase into an equivalent clause, and give me the entire sentence. +P+.--We started when the sun rose.

+T+.--You see that the phrase, at sunrise, and the clause, when the sun rose, both modify started, telling the time of starting, and are therefore equivalent to adverbs. We will then call such clauses +Adverb Clauses+.

Analysis and Parsing.

+Model.--+



+Explanation of the Diagram+.--The line which connects the two predicate lines pictures three things. It is made up of three parts. The upper part shows that when modifies started; the lower part, that it modifies rose; and the dotted part shows that it connects.

+Oral Analysis+.--This is a complex sentence, because ----; We started is the independent clause, and when the sun rose is the dependent clause. We is the subject of the independent clause, and started is the predicate. The clause, when the sun rose, is a modifier of the predicate, because it tells when we started. Started when the sun rose is the modified predicate.

Sun is the subject of the dependent clause, and rose is the predicate, and the is a modifier of sun; the sun is the modified subject. When modifies rose and started, and connects the clause-modifier to the predicate started.

+Parsing+ of when.--When is an adverb modifying the two verbs started and rose, thus connecting the two clauses. It modifies these verbs by showing that the two actions took place at the same time.

1. The dew glitters when the sun shines.
2. Printing was unknown when Homer wrote the Iliad.
3. Where the bee sucks honey, the spider sucks poison.
4. Ah! few shall part where many meet.
5. Where the devil cannot come, he will send.
6. While the bridegroom tarried, they all slumbered and slept.
7. Fools rush in where angels fear to tread.
8. When the tale of bricks is doubled, Moses comes.
9. When I look upon the tombs of the great, every emotion of envy dies within me.
10. The upright man speaks as he thinks.
11. He died as the fool dieth.
12. The scepter shall not depart from Judah until Shiloh come.

LESSON 60.

SENTENCE-BUILDING.

ADVERB CLAUSES.

Expand each of the following phrases into an adverb clause, and fit this clause into a sentence of your own building.

+Model+.--_At sunset; when the sun set_. We returned _when the sun set_.

At the hour; on the playground; by moonlight; in youth; among icebergs; after school; at the forks of the road; during the day; before church; with my friend.

To each of the following independent clauses, join an adverb clause, and so make complex sentences.

---- Peter began to sink. The man dies ----. Grass grows ----. Iron ---- can easily be shaped. The rattlesnake shakes his rattle ----. ---- a nation mourns. Pittsburg stands ----. He dared to lead ----.

+To the Teacher+.--For additional composition exercises with particular reference to adverb clauses, see Notes, p. 177.

See COMPOSITION EXERCISES in the Supplement--Selection from the Brothers Grimm.

REVIEW QUESTIONS.

In what two ways may nouns be used as modifiers? Illustrate. Nouns and pronouns denoting possession may sometimes be changed into what? Illustrate. Give the rule for the punctuation of explanatory modifiers. Into what may an adjective be expanded? Into what may a participial phrase be expanded? Give illustrations. Give an example of a complex sentence. Of a clause. Of an independent clause. Of a dependent clause. Into what may a phrase used as an adverb be expanded? Illustrate.

LESSON 61.

THE NOUN CLAUSE.

+Hints for Oral Instruction+.--_That stars are suns is taught by astronomers_. What is taught by astronomers? +P+.--That stars are suns. +T+.--What then is the subject of _is taught_? +P+.--The clause, _That stars are suns_. +T+.--This clause then performs the office of what part of speech? +P+.--Of a noun.

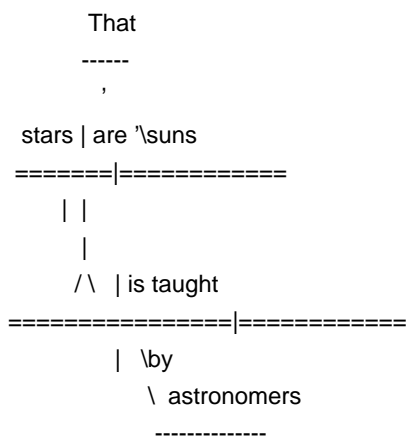
+T+.--_Astronomers teach that stars are suns_. What do astronomers teach?
 +P+.--That stars are suns. +T+.--What is the object complement of _teach_?
 +P+.--The clause, _that stars are suns_. +T+.--What office then does this
 clause perform? +P+.--That of a noun.

+T+.--_The teaching of astronomers is, that stars are suns_. What does _is_
 assert of teaching? +P+.--That stars are suns. +T+.--What then is the
 attribute complement? +P+.--_That stars are suns_. +T+.--Does this
 complement express the quality of the subject, or does it name the same
 thing that the subject names? +P+.--It names the same thing that the
 subject names. +T+.--It is equivalent then to what part of speech? +P+.--To
 a noun.

+T+.--You see then that a clause, like a noun, may be used as the subject
 or the complement of a sentence.

Analysis and Parsing.

+Model+.--



You will understand this diagram from the explanation of the second diagram
 in Lesson 49.

+Oral Analysis+.--This is a complex sentence, in which the whole sentence
 takes the place of the independent clause. _That stars are suns_ is the
 dependent clause. _That stars are suns_ is the subject of the whole
 sentence, etc. ----. _That_ simply introduces the dependent clause.

In _parsing_, call _that_ a conjunction.

1. That the Scotch are an intelligent people is generally acknowledged.
2. That the moon is made of green cheese is believed by some boys and girls.
3. That Julius Caesar invaded Britain is a historic fact.
4. That children should obey their parents is a divine precept.
5. I know that my Redeemer liveth.
6. Plato taught that the soul is immortal.
7. Peter denied that he knew his Lord.

8. Mahomet found that the mountain would not move.
9. The principle maintained by the colonies was, that taxation without representation is unjust.
10. Our intention is, that this work shall be well done.
11. Our hearts' desire and prayer is, that you may be saved.
12. The belief of the Sadducees was, that there is no resurrection of the dead.

* * * * *


LESSON 62.

COMPOUND SENTENCES.

ANALYSIS AND PARSING.

+DEFINITION.--A Compound Sentence is one composed of two or more independent clauses+.

+Model+.-- War has ceased, and peace has come.



+Explanation of the Diagram+.--These two clause diagrams are shaded alike to show that the two clauses are of the same rank. The connecting line is not slanting, for one clause is not a modifier of the other. As one entire clause is connected with the other, the connecting line is drawn between the predicates simply for convenience.

+Oral Analysis+.--This is a compound sentence, because it is made up of two independent clauses. The first clause, etc. ----.

1. Morning dawns, and the clouds disperse.
2. Prayer leads the heart to God, and he always listens.
3. A soft answer turneth away wrath, but grievous words stir up anger.
4. Power works easily, but fretting is a perpetual confession of weakness.
5. Many meet the gods, but few salute them.
6. We eat to live, but we do not live to eat.
7. The satellites revolve in orbits around the planets, and the planets move in orbits around the sun.
8. A wise son maketh a glad father, but a foolish son is the heaviness of his mother.
9. Every man desires to live long, but no man would be old.
10. [Footnote: A verb is to be supplied in each of the last three sentences.] Pride goeth before destruction, and a haughty spirit before

a fall.

11. Towers are measured by their shadows, and great men, by their calumniators.

12. Worth makes the man, and want of it, the fellow.

LESSON 63.

SENTENCES CLASSIFIED WITH RESPECT TO THEIR MEANING.

+Hints for Oral Instruction+.--You have already become acquainted with three kinds of sentences. Can you name them?

+P+.--The Simple sentence, the Complex, and the Compound.

+T+.--These classes have been made with regard to the form of the sentence. We will now arrange sentences in classes with regard to their meaning.

Mary sings. Does Mary sing? Sing, Mary. How Mary sings! Here are four simple sentences. Do they all mean the same thing?

+P+.--They do not.

+T+.--Well, you see they differ. Let me tell you wherein. The first one tells a fact, the second asks a question, the third expresses a command, and the fourth expresses sudden thought or strong feeling. We call the first a +Declarative sentence+, the second an +Interrogative sentence+, the third an +Imperative sentence+, and the fourth an +Exclamatory sentence+.

+DEFINITION.--A Declarative Sentence is one that is used to affirm or to deny+.

+DEFINITION.--An Interrogative Sentence is one that expresses a question+.

+DEFINITION.--An Imperative Sentence is one that expresses a command or an entreaty+.

+DEFINITION.--An Exclamatory Sentence is one that expresses sudden thought or strong feeling+.

+INTERROGATION POINT--RULE.--Every direct interrogative sentence should be followed by an interrogation point+. [Footnote: To The Teacher.--See Notes, pp. 178, 179.]

SENTENCE-BUILDING.

Change each of the following declarative sentences into three interrogative

sentences, and tell how the change was made.

+Model+.--_Girls can skate. Can girls skate? How can girls skate? What girls can skate?_ You are happy. Parrots can talk. Low houses were built.

Change each of the following into an imperative sentence. Notice that independent words are set off by the comma.

+Model+.--_Carlo eats his dinner. Eat your dinner, Carlo_. George plays the flute. Birdie stands on one leg.

Change each of the following into exclamatory sentences.

+Model+.--_You are happy. How happy you are! What a happy child you are! You are so happy!_

Time flies swiftly. I am glad to see you. A refreshing shower fell. Lapland is a cold country. It is hot between the tropics.

Write a declarative, an interrogative, an imperative, and an exclamatory sentence on each of the following topics.

Weather, lightning, a stage coach.

LESSON 64.

ANALYSIS AND PARSING.

MISCELLANEOUS EXERCISES IN REVIEW.

In the analysis, classify these sentences first with reference to their form, and then with reference to their meaning.

1. Wickedness is often made a substitute for wit.
2. Alfred was a brave, pious, and patriotic prince.
3. The throne of Philip trembles while Demosthenes speaks.
4. That the whole is equal to the sum of its parts is an axiom.
5. The lion belongs to the cat tribe, but he cannot climb a tree.
6. Pride is a flower that grows in the devil's garden.
7. Of all forms of habitation, the simplest is the burrow.
8. When the righteous are in authority, the people rejoice.
9. When the wicked beareth rule, the people mourn.
10. Cassius, be not deceived. [Footnote: Cassius is independent, and may be diagramed like an interjection. The subject of be deceived is thou, or you, understood.]
11. How poor, how rich, how abject, how august, how wonderful is man!
12. Which is the largest city in the world?

LESSON 65.

ANALYSIS AND PARSING.

MISCELLANEOUS EXERCISES IN REVIEW--CONTINUED,

1. Politeness is the oil which lubricates the wheels of society.
2. O liberty! liberty! how many crimes are committed in thy name!
3. The mind is a goodly field, and to sow it with trifles is the worst husbandry in the world.
4. Every day in thy life is a leaf in thy history.
5. Make hay while the sun shines.
6. Columbus did not know that he had discovered a new continent.
7. The subject of inquiry was, Who invented printing?
8. The cat's tongue is covered with thousands of little sharp cones, pointing towards the throat.
9. The fly sat upon the axle of a chariot-wheel and said, "What a dust do I raise!"
10. Sir Humphrey Gilbert, attempting to recross the Atlantic in his little vessel, the Squirrel, went down in mid-ocean.
11. Charity begins at home, but it should not stay there.
12. The morn, in russet mantle clad, walks o'er the dew of yon high eastern hill.

LESSON 66.

MISCELLANEOUS ERRORS IN REVIEW.

I haven't near so much. I only want one. Draw the string tightly. He writes good. I will prosecute him who sticks bills upon this church or any other nuisance. Noah for his godliness and his family were saved from the flood. We were at Europe this summer. You may rely in that. She lives to home. I can't do no work. He will never be no better. They seemed to be nearly dressed alike. I won't never do so no more. A ivory ball. An hundred head of cattle. george washington, gen dix of n y. o sarah i Saw A pretty Bonnet. are You going home? A young man wrote these verses who has long lain in his grave for his own amusement. This house will be kept by the widow of Mr. B. who died recently on an improved plan. _In correcting the position of the adjective clauses in the two examples above, observe the caution for the phrase modifiers, Lesson_ 41. He was an independent small farmer. The mind knows feels and thinks. The urchin was ragged barefooted dirty homeless and friendless. I am some tired. This here road is rough. That there man is homely. pshaw i am so Disgusted. Whoa can't you stand still. James the gardener gave me a white lily. Irving the genial writer lived on the hudson.

LESSON 67.

SENTENCE-BUILDING.

Build one sentence out of each group of the sentences which follow.

+Model+.--An able man was chosen.

A prudent man was chosen.

An honorable man was chosen.

An able, prudent, and honorable man was chosen.

Pure water is destitute of color.

Pure water is destitute of taste.

Pure water is destitute of smell.

Cicero was the greatest orator of his age.

Demosthenes was the greatest orator of his age.

Daisies peeped up here.

Daisies peeped up there.

Daisies peeped up everywhere.

Expand each of the following sentences into three.

The English language is spoken in England, Canada, and the United States.

The Missouri, Ohio, and Arkansas rivers are branches of the Mississippi.

Out of the four following sentences, build one sentence having three explanatory modifiers.

+Model+.--Elizabeth was the daughter of Henry VIII.

Elizabeth was sister of Queen Mary.

Elizabeth was the patron of literature.

Elizabeth defeated the Armada.

Elizabeth, the daughter of Henry VIII, sister of Queen Mary, and the patron of literature, defeated the Armada.

Boston is the capital of Massachusetts.

Boston is the Athens of America.

Boston is the "Hub of the Universe."

Boston has crooked streets.

Expand the following sentence into four sentences.

Daniel Webster, the great jurist, the expounder of the Constitution, and the chief of the "American Triumvirate," died with the words, "I still live," on his lips.

LESSON 68.

SENTENCE-BUILDING.

+To the Teacher+.--For additional exercises in composition, see Notes, pp. 176-180.

Change the following simple sentences into complex sentences by expanding the phrases into adjective clauses.

+Model+.--People living in glass houses shouldn't throw stones.
People who live in glass houses shouldn't throw stones.

Those living in the Arctic regions need much oily food.
A house built upon the rock will stand.
The boy of studious habits will always have his lesson.
Wellington was a man of iron will.

Change the following complex sentences into simple sentences by contracting the adjective clauses into phrases.

Much of the cotton which is raised in the Gulf States is exported.
The house which was built upon the sand fell.
A thing which is beautiful is a joy forever.
Aaron Burr was a man who had fascinating manners.

Change the following simple sentences into complex sentences by expanding the phrases into adverb clauses.

+Model+.--Birds return in the spring.
When spring comes, the birds return.

The dog came at call. In old age our senses fail.

Change the following complex sentences into simple sentences by contracting the adverb clauses into phrases.

The ship started when the tide was at flood.
When he reached the middle of his speech, he stopped.

By supplying noun clauses, make complete sentences out of the following expressions.

---- is a well-known fact.
The fact was ----.
Ben. Franklin said ----.

LESSON 69.

GENERAL REVIEW.

What is a letter? Give the name and the sound of each of the letters in the

three following words: _letters, name, sound_. Into what classes are letters divided? Define each class. Name the vowels. What is a word? What is artificial language? What is English Grammar? What is a sentence? What is the difference between the two expressions, _ripe apples_ and _apples are ripe_? What two parts must every sentence have? Define each. What is the analysis of a sentence? What is a diagram? What are parts of speech? How many parts of speech are there? Give an example of each. What is a noun? What is a verb? What must every predicate contain? What is a pronoun? What is a modifier? What is an adjective? What adjectives are sometimes called articles? When is _a_ used? When is _an_ used? Illustrate. Give an example of one modifier joined to another. What is an adverb? What is a phrase? What is a preposition? What is a conjunction? What is an interjection? Give four rules for the use of capital letters (Lessons 8, 15, 19, 87). Give two rules for the use of the period, one for the exclamation point, and one for the interrogation point (Lessons 8, 37, 63).

LESSON 70.

GENERAL REVIEW.

What is an object complement? What is an attribute complement? How does a participle differ from a predicate verb? Illustrate. What offices does an infinitive phrase perform? Illustrate. How are sentences classified with respect to form? Give an example of each class. What is a simple sentence? What is a clause? What is a dependent clause? What is an independent clause? What is a complex sentence? What is a compound sentence? How are sentences classified with respect to meaning? Give an example of each class. What is a declarative sentence? What is an interrogative sentence? What is an imperative sentence? What is an exclamatory sentence? What different offices may a noun perform? Ans.--A noun may be used as a subject, as an object complement, as an attribute complement, as a possessive modifier, as an explanatory modifier, as the principal word in a prepositional phrase, and it may be used independently_. Illustrate each use. What are sometimes substituted for nouns? _Ans.--Pronouns, phrases, and clauses_. Illustrate. What is the principal office of a verb? What offices may be performed by a phrase? What, by a clause? What, different offices may an adjective perform? What parts of speech may connect clauses? _Ans.--Conjunctions, adverbs, and pronouns_. (See Lessons 62, 59, and 57.) Give rules for the use of the comma (Lessons 37, 54, 57). Give and illustrate the directions for using adjectives and adverbs, for placing phrases, for using prepositions, and for using negatives (Lessons 40, 41).

+To the Teacher+.--For additional review, see "Scheme," p. 185.

If the early presentation of an outline of technical grammar is not compelled by a prescribed course of study, we should here introduce a series of lessons in the construction of sentences, paragraphs, letters, and general compositions. The pages following Lesson 100 will furnish matter.

See especially COMPOSITION EXERCISES in the Supplement--Selection from Beecher.

PARTS OF SPEECH SUBDIVIDED.

LESSON 71.

CLASSES OF NOUNS.

+Hints for Oral Instruction+.--Hereafter, in the "Hints," we shall drop the dialogue form, but we expect the teacher to continue it. A poor teacher does all the talking, a good teacher makes the pupils talk.

The teacher may here refer to his talk about the classification of birds, and show that, after birds have been arranged in great classes, such as robins, sparrows, etc., these classes will need to be subdivided, if the pupil is to be made thoroughly acquainted with this department of the animal kingdom. So, after grouping words into the eight great classes, called Parts of Speech, these classes may be divided into other classes. For instance, take the two nouns city and Brooklyn. The word city is the common name of all places of a certain class, but the word Brooklyn is the proper or particular name of an individual of this class. We have here, then, two kinds of nouns which we call +Common+ and +Proper+.

Let the teacher write a number of nouns on the board, and require the pupil to classify them and give the reasons for the classification.

To prepare the pupil thoroughly for this work, the teacher will find it necessary to explain why such words as music, mathematics, knowledge, etc., are common nouns. Music, e. g., is not a proper noun, for it is not a name given to an individual thing to distinguish it from other things of the same class. There are no other things of the same class--it forms a class by itself. So we call the noun music a common noun.

CLASSES OF PRONOUNS.

The speaker seldom refers to himself by name, but uses the pronoun I instead. In speaking to a person, we often use the pronoun you instead of his name. In speaking of a person or thing that has been mentioned before, we say he or she or it. These words that by their form indicate the speaker, the hearer, or the person or thing spoken of, are called +Personal Pronouns+. See Lesson 19, "Hints."

Give sentences containing nouns repeated, and require the pupils to improve these sentences by substituting pronouns.

When we wish to refer to an object that has been mentioned in another clause, and at the same time to connect the clauses, we use a class of pronouns called +Relative Pronouns+. Let the teacher illustrate by using the pronouns who, which, and that. See Lesson 57, "Hints for Oral

Instruction."

When we wish to ask about anything whose _name is unknown_, we use a class of pronouns called +Interrogative Pronouns+. The interrogative pronoun stands for the unknown name, and asks for it; as, _Who_ comes here? _What_ is this?

Both men were wrong. Let us omit _men_ and say, _Both were wrong_. You see the meaning is not changed--_both_ is here equivalent to _both men_, that is, it performs the office of an adjective and that of a noun. It is therefore an +Adjective Pronoun+. Let the teacher further illustrate the office of the adjective pronoun by using the words _each, all, many, some, such_, etc.

DEFINITIONS.

CLASSES OF NOUNS.

+A _Common Noun_ is a name which belongs to all things of a class+.

+A _Proper Noun_ is the particular name of an individual+.

CLASSES OF PRONOUNS.

+A _Personal Pronoun_ is a pronoun that by its form denotes the speaker, the one spoken to, or the one spoken of+.

+A _Relative Pronoun_ is one that relates to some preceding word or words, and connects clauses+.

+An _Interrogative Pronoun_ is one with which a question is asked+.

+An _Adjective Pronoun_ is one that performs the offices of both an adjective and a noun+.

LESSON 72.

SENTENCE-BUILDING.

Build each of the following groups of nouns into a sentence. See Rule, Lesson 15.

webster cares office washington repose home marshfield.

george washington commander army revolution president united states
westmoreland state virginia month february.

san francisco city port pacific trade united states lines steamships
sandwich islands japan china australia.

Write five simple sentences, each containing one of the five personal pronouns: _I, thou_ or _you, he, she_, and _it_.

Write four complex sentences, each containing one of the four relative pronouns: _who, which, that_, and _what_.

What is used as a relative pronoun when the antecedent is omitted. The word for which a pronoun stands is called its antecedent. When we express the antecedent, we use _which_ or _that_. I shall do _what_ is required; I shall do the _thing which_ is required, or _that_ is required.

Build three interrogative sentences, each containing one of the three interrogative pronouns: _who, which_, and _what_.

Build eight sentences, each containing one of the following adjective pronouns: _few, many, much, some, this, these, that, those_.

LESSON 73.

CLASSES OF ADJECTIVES.

+Hints for Oral Instruction+.--When I say _large, round, sweet, yellow oranges_, the words _large, round, sweet_, and _yellow_ modify the word _oranges_ by telling the _kind_, and limit the application of the word to oranges of that kind.

When I say _this orange, yonder orange, one orange_, the words _this, yonder_, and _one_ do not tell the kind, but simply point out or number the orange, and limit the application of the word to the orange pointed out or numbered.

Adjectives of the first class describe by giving a quality, and so are called +Descriptive adjectives+.

Adjectives of the second class define by pointing out or numbering, and so are called +Definitive adjectives+.

Let the teacher write nouns on the board, and require the pupils to modify them by appropriate descriptive and definitive adjectives.

DEFINITIONS.

+A _Descriptive Adjective_ is one that modifies by expressing quality+.

+A _Definitive Adjective_ is one that modifies by pointing out, numbering, or denoting quantity+.

SENTENCE-BUILDING.

Place the following adjectives in two columns, one headed _descriptive_,

and the other definitive, then build simple sentences in which they shall be employed as modifiers. Find out the meaning of each word before you use it.

Round, frolicsome, first, industrious, jolly, idle, skillful, each, the, faithful, an, kind, one, tall, ancient, modern, dancing, mischievous, stationary, nimble, several, slanting, parallel, oval, every.

Build simple sentences in which the following descriptive adjectives shall be employed as attribute complements. Let some of these attributes be compound.

Restless, impulsive, dense, rare, gritty, sluggish, dingy, selfish, clear, cold, sparkling, slender, graceful, hungry, friendless.

Build simple sentences in which the following descriptive adjectives shall be employed.

Some of these adjectives have the form of participles, and some are derived from proper nouns.

+CAPITAL LETTER--RULE.--An Adjective derived from a proper noun must begin with a capital letter+.

Shining, moving, swaying, bubbling, American, German, French, Swiss, Irish, Chinese.

LESSON 74.

CLASSES OF VERBS.

+Hints for Oral Instruction+.--The man caught makes no complete assertion, and is not a sentence. If I add the object complement fish, I complete the assertion and form a sentence--The man caught fish. The action expressed by caught passes over from the man to the fish. Transitive means passing over, and so all those verbs that express an action that passes over from a doer to something which receives, are called +Transitive verbs+.

Fish swim. The verb swim does not require an object to complete the sentence. No action passes from a doer to a receiver. These verbs which express action that does not pass over to a receiver, and all those which do not express action at all, but simply being or state of being, are called +Intransitive verbs+.

Let the teacher write transitive and intransitive verbs on the board, and require the pupils to distinguish them.

When I say, I crush the worm, I express an action that is going on now, or in present time. I crushed the worm, expresses an action that took

place in past time. As tense means time, we call the form crush the present tense of the verb, and crushed the past tense. In the sentence, The worm crushed under my foot died, crushed, expressing the action as assumed, is, as you have already learned, a participle; and, as the action is completed, we call it a past participle. Now notice that ed was added to crush, the verb in the present tense, to form the verb in the past tense, and to form the past participle. Most verbs form their past tense and their past participle by adding ed, and so we call such +Regular verbs+.

I see the man; I saw the man; The man seen by me ran away. I catch fish in the brook; I caught fish in the brook; The fish caught in the brook tasted good. Here the verbs see and catch do not form their past tense and past participle by adding ed to the present, and so we call them Irregular verbs.

Let the teacher write on the board verbs of both classes, and require the pupils to distinguish them.

DEFINITIONS.

CLASSES OF VERBS WITH RESPECT TO MEANING.

+A Transitive Verb is one that requires an object+. [Footnote: The object of a transitive verb, that is, the name of the receiver of the action, may be the object complement, or it may be the subject; as, Brutus stabbed Caesar, Caesar was stabbed by Brutus.]

+An Intransitive Verb is one that does not require an object+.

CLASSES OF VERBS WITH RESPECT TO FORM.

+A Regular Verb is one that forms its past tense and past participle by adding ed to the present+. [Footnote: If the present ends in e, the e is dropped when ed is added; as, love, loved; believe, believed.]

+An Irregular Verb is one that does not form its past tense and past participle by adding ed to the present+.

SENTENCE-BUILDING.

Place the following verbs in two columns, one headed transitive and the other, intransitive. Place the same verbs in two other columns, one headed regular and the other, irregular. Build these verbs into sentences by supplying a subject to each intransitive verb, and a subject and an object to each transitive verb.

Vanish, gallop, bite, promote, contain, produce, provide, veto, secure, scramble, rattle, draw.

Arrange the following verbs as before, and then build them into sentences by supplying a subject and a noun attribute to each intransitive verb, and

a subject and an object to each transitive verb.

Degrade, gather, know, was, became, is.

A verb may be transitive in one sentence and intransitive in another. Use the following verbs both ways.

+Model+.--The wren sings sweetly.

The wren sings a pretty little song.

Bend, ring, break, dash, move.

LESSON 75.

CLASSES OF ADVERBS.

+Hints for Oral Instruction+.--When I say, He will come soon, or presently, or often, or early, I am using, to modify will come, words which express the time of coming. These and all such adverbs we call +Adverbs of Time+.

He will come up, or hither, or here, or back. Here I use, to modify will come, words which express place. These and all such adverbs we call +Adverbs of Place+.

When I say, The weather is so cold, or very cold, or intensely cold, the words so, very, and intensely modify the adjective cold by expressing the degree of coldness. These and all such adverbs we call +Adverbs of Degree+.

When I say, He spoke freely, wisely, and well, the words freely, wisely, and well tell how or in what manner he spoke. All such adverbs we call +Adverbs of Manner+.

Let the teacher place adverbs on the board, and require the pupil to classify them.

DEFINITIONS.

+Adverbs of Time are those that generally answer the question+, When?

+Adverbs of Place are those that generally answer the question+, Where?

+Adverbs of Degree are those that generally answer the question+, To what extent?

+Adverbs of Manner are those that generally answer the question+, In what way?

SENTENCE-BUILDING.

Place the following adverbs in the four classes we have made--if the classification be perfect, there will be five words in each column--then build each adverb into a simple sentence.

Partly, only, too, wisely, now, here, when, very, well, where, nobly, already, seldom, more, ably, away, always, not, there, out.

Some adverbs, as you have already learned, modify two verbs, and thus connect the two clauses in which these verbs occur. Such adverbs are called +Conjunctive Adverbs+.

The following dependent clauses are introduced by conjunctive adverbs. Build them into complex sentences by supplying independent clauses.

----- when the ice is smooth;

----- while we sleep;

----- before winter comes;

----- where the reindeer lives;

----- wherever you go.

LESSON 76.

CLASSES OF CONJUNCTIONS. [Footnote: For classified lists, see pp. 190,191.]

+Hints for Oral Instruction+.--Frogs, antelopes, and kangaroos can jump. Here the three nouns are of the same rank in the sentence. All are subjects of can jump. War has ceased, and peace has come. In this compound sentence, there are two clauses of the same rank. The word and connects the subjects of can jump, in the first sentence: and the two clauses, in the second. All words that connect words, phrases, or clauses of the same rank are called +Co-ordinate Conjunctions+.

If you have tears, prepare to shed them now. I will go, because you need me. Here if joins the clause, you have tears, as a modifier, expressing condition, to the independent clause, prepare to shed them now; and because connects you need me, as a modifier, expressing reason or cause, to the independent clause, I will go. These and all such conjunctions as connect dependent clauses to clauses of a higher rank are called +Subordinate Conjunctions+.

Let the teacher illustrate the meaning and use of the words subordinate and co-ordinate.

DEFINITIONS.

+Co-ordinate Conjunctions are such as connect words, phrases, or clauses

of the same rank+.

+_Subordinate Conjunctions_ are such as connect clauses of different rank+.

SENTENCE-BUILDING.

Build four short sentences for each of the three _co-ordinate conjunctions_ that follow. In the first, let the conjunction be used to connect principal parts of a sentence; in the second, to connect word modifiers; in the third, to connect phrase modifiers; and in the fourth, to connect independent clauses.

And, or, but.

Write four short complex sentences containing the four _subordinate conjunctions_ that follow. Let the first be used to introduce a noun clause, and the other three to connect adverb clauses to independent clauses.

That, for, if, because.

LESSON 77.

REVIEW QUESTIONS.

What new subject begins with page 95? Name and define the different classes of nouns. Illustrate by examples the difference between common nouns and proper nouns. Name and define the different classes of pronouns. Can the pronoun _I_ be used to stand for the one spoken to?--the one spoken of? Does the relative pronoun distinguish by its _form_ the speaker, the one spoken to, and the one spoken of? Illustrate. Can any other class of pronouns be used to connect clauses?

For what do interrogative pronouns stand? Illustrate. Where may the antecedent of an interrogative pronoun generally be found? _Ans.--The antecedent of an interrogative pronoun may generally lie found in the answer to the question_.

Name and define the different classes of adjectives. Give an example of each class. Name and define the different classes of verbs, made with respect to their meaning. Give an example of each class. Name and define the different classes of verbs, made with respect to their form. Give an example of each class.

Name and define the different classes of adverbs. Give examples of each kind. Name and define the different classes of conjunctions. Illustrate by examples.

Are prepositions and interjections subdivided? (See "Schemes" for the conjunction, the preposition, and the interjection, p. 188.)

+To the Teacher+.--See COMPOSITION EXERCISES in the Supplement-- Selection from Dr. John Brown.

We suggest that other selections from literature be made and these exercises continued.

MODIFICATIONS OF THE PARTS OF SPEECH.

LESSON 78.

NOUNS AND PRONOUNS.

You have learned that two words may express a thought, and that the thought may be varied by adding modifying words. You are now to learn that the meaning or use of a word may sometimes be changed by simply changing its form. The English language has lost many of its inflections, or forms, so that frequently changes in the meaning and use of words are not marked by changes in form. These changes in the form, meaning, and use of the parts of speech, we call their +Modifications+.

The boy shouts. The boys shout. I have changed the form of the subject boy by adding an s to it. The meaning has changed. Boy denotes one lad; boys, two or more lads. This change in the form and meaning of nouns is called +Number+. The word boy, denoting one thing, is in the +Singular Number+; and boys, denoting more than one thing, is in the +Plural Number+.

Let the teacher write other nouns on the board, and require the pupils to form the plural of them.

DEFINITIONS.

+Modifications of the Parts of Speech are changes in their form, meaning, and use+.

NUMBER.

+Number is that modification of a noun or pronoun which denotes one thing or more than one+.

+The Singular Number denotes one thing+.

+The Plural Number denotes more than one thing+.

+RULE.--The plural of nouns is regularly formed by adding s to the singular+.

Write the plural of the following nouns.

Tree, bird, insect, cricket, grasshopper, wing, stick, stone, flower, meadow, pasture, grove, worm, bug, cow, eagle, hawk, wren, plough, shovel.

When a singular noun ends in the sound of _s, x, z, sh_, or _ch_, it is not easy to add the sound of _s_, so _es_ is added to make another syllable.

Write the plural of the following nouns.

Guess, box, topaz, lash, birch, compass, fox, waltz, sash, bench, gas, tax, adz, brush, arch.

Many nouns ending in _o_ preceded by a consonant form the plural by adding _es_ without increasing the number of syllables.

Write the plural of the following nouns.

Hero, cargo, negro, potato, echo, volcano, mosquito, motto.

Common nouns ending in _y_ preceded by a consonant form the plural by changing _y_ into _i_ and adding _es_ without increasing the number of syllables.

Write the plural of the following nouns.

Lady, balcony, family, city, country, daisy, fairy, cherry, study, sky.

Some nouns ending in _f_ and _fe_ form the plural by changing _f_ or _fe_ into _ves_ without increasing the number of syllables.

Write the plural of the following nouns.

Sheaf, loaf, beef, thief, calf, half, elf, shelf, self, wolf, life, knife, wife.

LESSON 79.

NUMBER.

From the following list of nouns, select, and write in separate columns:
1st. Those that have no plural; 2d. Those that have no singular; 3d. Those that are alike in both numbers.

Pride, wages, trousers, cider, suds, victuals, milk, riches, flax, courage, sheep, deer, flour, idleness, tidings, thanks, ashes, scissors, swine, heathen.

The following nouns have very irregular plurals. Learn to spell the plurals.

Singular.	Plural.	Singular.	Plural.
Man,	men.	Foot,	feet.
Woman,	women.	Ox,	oxen.
Child,	children.	Tooth,	teeth.
Mouse,	mice.	Goose,	geese.

Learn the following plurals and compare them with the groups in the preceding Lesson.

Moneys, flies, chimneys, valleys, stories, berries, lilies, turkeys, monkeys, cuckoos, pianos, vetoes, solos, folios, gulfs, chiefs, leaves, roofs, scarfs, inches.

LESSON 80.

NOUNS AND PRONOUNS.--GENDER.

+Hints for Oral Instruction+.--_The lion was caged. The lioness was caged_. In the first sentence, something was said about a _male_ lion; and in the second, something was said about a _female_ lion. Modifications of the noun to denote the sex of the object, we call +Gender+. Knowing the sex of the object, you know the gender of its name. The word _lion_, denoting a male animal, is in the +Masculine Gender;+ and _lioness_, denoting a female lion, is in the +Feminine Gender+.

The names of things _without_ sex are in the +Neuter Gender+.

Such words as _cousin, child, friend, neighbor_, may be _either masculine or feminine_.

+DEFINITIONS.

Gender is that modification of a noun or pronoun which denotes sex.

The _Masculine Gender_ denotes the male sex.

The _Feminine Gender_ denotes the female sex.

The _Neuter Gender_ denotes want of sex+.

The masculine is distinguished from the feminine in three ways:--

1st. By a difference in the ending of the nouns.

2d. By different words in the compound names.

3d. By words wholly or radically different.

Arrange the following pairs in separate columns with reference to these ways.

Abbot, abbess; actor, actress; Francis, Frances; Jesse, Jessie; bachelor, maid; beau, belle; monk, nun; gander, goose; administrator, administratrix; baron, baroness; count, countess; czar, czarina; don, donna; boy, girl; drake, duck; lord, lady; nephew, niece; landlord, landlady; gentleman, gentlewoman; peacock, peahen; duke, duchess; hero, heroine; host, hostess; Jew, Jewess; man-servant, maid-servant; sir, madam; wizard, witch; marquis, marchioness; widow, widower; heir, heiress; Paul, Pauline; Augustus, Augusta.

REVIEW QUESTIONS.

What new way of varying the meaning of words is introduced in Lesson 78? Illustrate. What are modifications of the parts of speech? What is number? How many numbers are there? Name and define each. Give the rule for forming the plural of nouns. Illustrate the variations of this rule. What is gender? How many genders are there? Name and define each. In how many ways are the genders distinguished? Illustrate.

LESSON 81.

NOUNS AND PRONOUNS.--PERSON AND CASE.

+Hints for Oral Instruction+.--_Number_ and _gender_, as you have already learned, are modifications affecting the _meaning_ of nouns and pronouns. Number is almost always indicated by the ending; gender, sometimes. There are two other modifications which refer not to changes in the _meaning_ of nouns and pronouns, but to their different _uses_ and _relations_. In the English language, these changes are not often indicated by a change of _form_.

I Paul have written. _Paul, thou_ art beside thyself. _He_ brought _Paul_ before Agrippa. In these three sentences the word _Paul_ has _three_ different uses_. In the first, it is used as the name of the _speaker_; in the second, as the name of _one spoken to_; in the third, as the name of _one spoken of_. You will notice that the _form_ of the noun was not changed. This change in the use of nouns and pronouns is called +Person+. The word _I_ in the first sentence, the word _thou_ in the second, and the word _he_ in the third have each a different use. _I_, _thou_, and _he_ are personal pronouns, and, as you have learned, distinguish _person_ by their _form_. _I_, denoting the speaker, is in the +First Person+; _thou_, denoting the one spoken to, is in the +Second Person+; and _he_, denoting the one spoken of, is in the +Third Person+.

Personal pronouns and _verbs_ are the only words that distinguish person

by their form.

The bear killed the man. _The man killed the bear_. _The bear's grease was made into hair oil_. In the first sentence, the bear is represented as _performing_ an action; in the second, as _receiving_ an action; in the third, as _possessing_ something. So the word _bear_ in these sentences has three different uses. These uses of nouns are called +Cases+. The use of a noun as subject is called the +Nominative Case+; its use as object is called the +Objective Case+; and its use to denote possession is called the +Possessive Case+.

The _possessive_ is the only case of nouns that is indicated by a change in _form_.

A noun or pronoun used as an _attribute_ complement is in the _nominative case_. A noun or pronoun following a preposition as the principal word of a phrase is in the _objective case_. _I_ and _he_ are _nominative_ forms. _Me_ and _him_ are _objective_ forms.

The following sentences are therefore incorrect: It is _me_; It is _him_;
Me gave the pen to _he_.

+DEFINITIONS.

Person is that modification of a noun or pronoun which denotes the speaker, the one spoken to, or the one spoken of.

The _First Person_ denotes the one speaking.

The _Second Person_ denotes the one spoken to.

The _Third Person_ denotes the one spoken of.

Case is that modification of a noun or pronoun which denotes its office in the sentence.

The _Nominative Case_ of a noun or pronoun_ denotes its office as subject or as attribute complement.

The _Possessive Case_ of a noun or pronoun_ denotes its office as possessive modifier.

The _Objective Case_ of a noun or pronoun_ denotes its office as object complement, or as principal word in a prepositional phrase+.

LESSON 82.

NOUNS AND PRONOUNS.--PERSON AND CASE.

Tell the _person_ and _case_ of each of the following nouns and pronouns.

+Remember+ that a noun or pronoun used as an explanatory modifier is in the same case as the word which it explains, and that a noun or pronoun used independently is in the nominative case.

We Americans do things in a hurry.
You Englishmen take more time to think.
The Germans do their work with the most patience and deliberation.
We boys desire a holiday.
Come on, my men; I will lead you.
I, your teacher, desire your success.
You, my pupils, are attentive.
I called on Tom, the tinker.
Friends, countrymen, and lovers, hear me for my cause.

Write simple sentences in which each of the following nouns shall be used in the three persons and in the three cases.

Andrew Jackson, Alexander, Yankees.

Write a sentence containing a noun in the nominative case, used as an attribute; one in the nominative, used as an explanatory modifier; one in the nominative, used independently.

Write a sentence containing a noun in the objective case, used to complete two predicate verbs; one used to complete a participle; one used to complete an infinitive; one used with a preposition to make a phrase; one used as an explanatory modifier.

+To the Teacher+.--See pp. 183, 184.

LESSON 83.

NOUNS AND PRONOUNS.--DECLENSION.

+DEFINITION.--Declension is the arrangement of the cases of nouns and pronouns in the two numbers+.

Declension of Nouns.

LADY.

	<u>Singular</u>	<u>Plural</u>
<u>Nom.</u>	lady,	ladies,
<u>Pos.</u>	lady's,	ladies',
<u>Obj.</u>	lady;	ladies.

CHILD.

	<u>Singular</u>	<u>Plural</u>
--	-----------------	---------------

Nom. child, children,
Pos. child's, children's,
Obj. child; children.

Declension of Pronouns.

PERSONAL PRONOUNS.

FIRST PERSON.

	Singular.	_Plural_.
Nom.	I,	we,
Pos.	my _or_ mine,	our _or_ ours,
Obj.	me;	us.

SECOND PERSON--_common form_.

	Singular.	_Plural_.
Nom.	you,	you,
Pos.	your _or_ yours,	your _or_ yours,
Obj.	you;	you.

SECOND PERSON--_old form_.

	Singular.	_Plural_.
Nom.	thou,	ye or you,
Pos.	thy _or_ thine,	your _or_ yours,
Obj.	thee;	you.

THIRD PERSON--_masculine_.

	Singular.	_Plural_.
Nom.	he,	they,
Pos.	his,	their _or_ theirs,
Obj.	him;	them.

THIRD PERSON--_feminine_.

	Singular.	_Plural_.
Nom.	she,	they,
Pos.	her _or_ hers,	their _or_ theirs,
Obj.	her;	them.

THIRD PERSON----_neuter_.

	Singular.	_Plural_.
Nom.	it,	they,
Pos.	its,	their _or_ theirs,
Obj.	it;	them.

Mine, ours, yours, thine, hers, and _theirs_ are used when the name of the thing possessed is omitted; as, This rose is _yours_ = This rose is _your rose_.

COMPOUND PERSONAL PRONOUNS.

By joining the word _self_ to the possessive forms _my, thy, your_, and to the objective forms _him, her, it_, the +_Compound Personal Pronouns_+ are formed. They have no possessive case, and are alike in the nominative and the objective.

Their plurals are _ourselves_, _yourselves_, and _themselves_. Form the _compound personal pronouns_, and write their declension.

RELATIVE AND INTERROGATIVE PRONOUNS.

Sing. and Plu.

Nom. who,

Pos. whose,

Obj. whom.

Sing. and Plu.

Nom. which,

Pos. whose,

Obj. which.

Of which is often used instead of the possessive form of the latter pronoun.

Sing. and Plu.

Nom. that,

Pos. ----,

Obj. that.

Sing. and Plu.

Nom. what,

Pos. ----,

Obj. what.

Ever and _soever_ are added to _who, which_, and _what_ to form the +_Compound Relative Pronouns_+. They are used when the antecedent is omitted. For declension, see above.

LESSON 84.

POSSESSIVE FORMS.

+RULE.--The _possessive case_ of nouns is formed in the singular by adding to the nominative the apostrophe and the letter _s_ ('s); in the plural, by adding (') only. If the plural does not end in _s_, the apostrophe and the

s are both added+.

Write the possessive singular and the possessive plural of the following nouns, and place an appropriate noun after each.

Robin, friend, fly, hero, woman, bee, mouse, cuckoo, fox, ox, man, thief, fairy, mosquito, wolf, shepherd, farmer, child, neighbor, cow.

Possession may be expressed also by the preposition of and the objective; as, the mosquito's bill = the bill of the mosquito.

The possessive sign ('s) is confined chiefly to the names of persons and animals.

We do not say the chair's legs, but the legs of the chair. Regard must be had also to the sound.

IMPROVE THE FOLLOWING EXPRESSIONS, and expand each into a simple sentence.

The sky's color; the cloud's brilliancy; the rose's leaves; my uncle's partner's house; George's father's friend's farm; the mane of the horse of my brother; my brother's horse's mane.

When there are several possessive nouns, all belonging to one word, the possessive sign is added to the last only. If they modify different words, the sign is added to each.

CORRECT THE FOLLOWING EXPRESSIONS, and expand each into a simple sentence.

+Model+.--_Webster and Worcester's dictionary may be bought at Ticknor's and Field's book-store_.

The possessive sign should be added to Webster, for the word dictionary is understood immediately after. Webster and Worcester do not together possess the same dictionary. The sign should not be added to Ticknor, for the two men, Ticknor and Field, possess the same store.

Adam's and Eve's garden; Jacob's and Esau's father; Shakespeare and Milton's works; Maud, Kate, and Clara's gloves; Maud's, Kate's, and Clara's teacher was ----.

When one possessive noun is explanatory of another, the possessive sign is added to the last only.

CORRECT THE FOLLOWING ERRORS.

I called at Tom's the tinker's.
They listened to Peter's the Hermit's eloquence.
This was the Apostle's Paul's advice.

CORRECT THE FOLLOWING ERRORS.

Our's, your's, hi's, their's, her's, it's, hisn, yourn, hern.

LESSON 85.

FORMS OF THE PRONOUN.

+Remember_+ that _I, we, thou, ye, he, she, they_, and _who_ are
+_nominative_+ forms, and must not be used in the objective case.

+Remember_+ that _me, us, thee, him, her, them_, and _whom_ are
+_objective_+ forms, and must not be used in the nominative case.

+To the Teacher+.--The _eight_ nominative forms and the _seven_ objective
forms given above are the only distinctive nominative and objective forms
in the English language. Let the pupils become familiar with them.

CORRECT THE FOLLOWING ERRORS.

Him and me are good friends.
The two persons were her and me.
Us girls had a jolly time.
It is them, surely.
Who will catch this? Me.
Them that despise me shall be lightly esteemed.
Who is there? Me.
It was not us, it was him.
Who did you see?
Who did you ask for?

+Remember_+ that pronouns must agree with their antecedents in number,
gender, and person.

CORRECT THE FOLLOWING ERRORS.

Every boy must read their own sentences.
I gave the horse oats, but he would not eat it.
Every one must read it for themselves.
I took up the little boy, and set it on my knee.

+Remember_+ that the relative _who_ represents persons; _which_, animals
and things; _that_, persons, animals, and things; and _what_, things.

CORRECT THE FOLLOWING ERRORS.

I have a dog who runs to meet me.
The boy which I met was quite lame.
Those which live in glass houses must not throw stones.

REVIEW QUESTIONS.

+To the Teacher+.--For "Schemes," see p. 186.

How many modifications have nouns and pronouns? Name and define each. How many persons are there? Define each. How many cases are there? Define each. How do you determine the case of an explanatory noun or pronoun? What is declension? How are the forms *_mine, yours_*, etc., now used? What is the rule for forming the possessive case? What words are used only in the nominative case? What words are used only in the objective case? [Footnote: *_Her_* is used in the possessive case also.] How do you determine the number, gender, and person of pronouns?

LESSON 86.

NOUNS AND PRONOUNS--PARSING.

+To the Teacher+.--For general "Scheme" for parsing, see p. 189.

Select and parse all the nouns and pronouns in Lesson 53.

+Model for Written Parsing+.--*_Elizabeth's favorite, Raleigh, was beheaded by James I._*

Elizabeth's

CLASSIFICATION. *_Nouns_*
Kind. Prop.
MODIFICATIONS. *_Person_*. 3d
Number. Sing.
Gender. Fem.
Case. Pos.
SYNTAX. Pos. Mod. of *_favorite_*.

favorite

CLASSIFICATION. *_Nouns_*
Kind. Com.
MODIFICATIONS. *_Person_*. 3d
Number. Sing.
Gender. Mas.
Case. Nom.
SYNTAX. Sub. of *_was beheaded_*.

Raleigh

CLASSIFICATION. *_Nouns_*
Kind. Prop.
MODIFICATIONS. *_Person_*. 3d
Number. Sing.
Gender. Mas.
Case. Nom.
SYNTAX. Exp. Mod. of *_favorite_*.

James I.

CLASSIFICATION. *_Nouns_*

Kind. Prop.
MODIFICATIONS. _Person_. 3d
Number. Sing.
Gender. Mas.
Case. Obj.
SYNTAX. Prin. word after _by_.

+To the Teacher+.--Select other exercises, and continue this work as long as it may be profitable. See Lessons 56, 57, 61, 64, and 65.

LESSON 87.

COMPARISON OF ADJECTIVES.

+Adjectives have one modification;+ viz., _Comparison_.

DEFINITIONS.

+_Comparison_ is a modification of the adjective to express the relative degree of the quality in the things compared+.

+The _Positive degree_ expresses the simple quality+.

+The _Comparative degree_ expresses a greater or a less degree of the quality+.

+The _Superlative degree_ expresses the greatest or the least degree of the quality+.

+RULE.--Adjectives are regularly compared by adding _er_ to the positive to form the comparative, and _est_ to the positive to form the superlative+.

Adjectives of one syllable are _generally_ compared regularly; adjectives of two or more syllables are often compared by prefixing _more_ and _most_.

When there are two correct forms, choose the one that can be more easily pronounced.

Compare the following adjectives. For the spelling, consult your dictionaries.

Model.--_Positive. Comparative. Superlative_.

Lovely, lovelier, loveliest; _or_
lovely, more lovely, most lovely.

Tame, warm, beautiful, brilliant, amiable, high, mad, greedy, pretty, hot.

Some adjectives are compared _irregularly_. Learn the following forms.

Positive. Comparative. Superlative.

Good, better, best.

Bad, |

Evil, + worse, worst.

Ill, |

Little, less, least.

Much, |

Many, | more, most.

LESSON 88.

COMPARISON OF ADJECTIVES AND ADVERBS.

+_Remember_+ that, when two things or groups of things are compared, the _comparative_ degree is commonly used; when more than two, the _superlative_ is employed.

+_Caution_+.--Adjectives should not be _doubly_ compared.

CORRECT THE FOLLOWING ERRORS.

Of all the boys, George is the more industrious.

Peter was older than the twelve apostles.

Which is the longer of the rivers of America?

This was the most unkindest cut of all.

He chose a more humbler part.

My hat is more handsomer than yours.

The younger of those three boys is the smarter.

Which is the more northerly, Maine, Oregon, or Minnesota?

+_Caution_+.--Do not use adjectives and adverbs extravagantly.

CORRECT THE FOLLOWING ERRORS.

The weather is horrid.

That dress is perfectly awful.

Your coat sits frightfully.

We had an awfully good time.

This is a tremendously hard lesson.

Harry is a mighty nice boy.

+_Remember_+ that adjectives whose meaning does not admit of different degrees cannot be compared; as, _every_, _universal_.

Use in the three different degrees such of the following adjectives as admit of comparison.

All, serene, excellent, immortal, first, two, total, infinite, three-legged, bright.

+_Adverbs_+ are compared in the same manner as adjectives. The following are compared regularly. Compare them.

Fast, often, soon, late, early.

In the preceding and in the following list, find words that may be used as adjectives.

The following are compared irregularly. Learn them.

_Pos.	Comp.	Sup. _
Badly, ill,	worse,	worst.
Well,	better,	best.
Little,	less,	least.
Much,	more,	most.
Far,	farther,	farthest.

Adverbs ending in _ly_ are generally compared by prefixing _more_ and _most_. Compare the following.

Firmly, gracefully, actively, easily.

+To the Teacher+.--Let the pupils select and parse all the adjectives and adverbs in Lesson 27. For forms, see p. 189. Select other exercises, and continue the work as long as it is profitable. See "Schemes" for review, p. 188.

REVIEW QUESTIONS.

How is a noun parsed? What modification have adjectives? What is comparison? How many degrees of comparison are there? Define each. How are adjectives regularly compared? Distinguish the uses of the comparative and the superlative degree. Give the directions for using adjectives and adverbs (Lesson 88). Illustrate. What adjectives cannot be compared? How are adverbs compared?

LESSON 89.

MODIFICATION OF VERBS.

VOICE.

+Hints for Oral Instruction+.--_I picked the rose_. I will tell the same thing in another way. _The rose was picked by me_. The first verb _picked_ shows that the subject _I_ represents the actor, and the second form of the verb, _was picked_, shows that the subject names the thing acted upon. This change in the form of the verb is called +Voice+. The first form is called the +Active Voice+; and the second, the +Passive Voice+.

The passive form is very convenient when we wish to assert an action without naming any actor. Money is coined is better than somebody coins money.

DEFINITIONS.

+Voice is that modification of the transitive verb which shows whether the subject names the actor or the thing acted upon.

+The Active Voice shows that the subject names the actor.

+The Passive Voice shows that the subject names the thing acted upon.

In each of the following sentences, change the voice of the verb without changing the meaning of the sentence. Note the other changes that occur in the sentence.

The industrious bees gather honey from the flowers.

The storm drove the vessel against the rock.

Our words should be carefully chosen.

Death separates the dearest friends.

His vices have weakened his mind and destroyed his health.

True valor protects the feeble and humbles the oppressor.

The Duke of Wellington, who commanded the English armies in the Peninsula, never lost a battle.

Moses led the Israelites out of Egypt.

Dr. Livingstone explored a large part of Africa.

The English were conquered by the Normans.

Name all the transitive verbs in Lessons 20 and 22, and give, their voice.

LESSON 90.

MODE, TENSE, NUMBER, AND PERSON.

+Hints for Oral Instruction+.--When I say, James walks, I assert the walking as a fact. When I say, James may walk, I do not assert the action as a fact, but as a possible action. When I say, If James walk out, he will improve, I assert the action, not as an actual fact, but as a condition of James's, improving. When I say to James, Walk out, I do not assert that James actually does the act, I assert the action as a command.

The action expressed by the verb walk has been asserted in four different ways, or modes. The first way is called the +Indicative Mode+; the second, the +Potential Mode+; the third, the +Subjunctive Mode+; the fourth, the +Imperative Mode+.

Let the teacher give other examples and require the pupils to repeat this

instruction.

For the two forms of the verb called the +Infinitive+ and the +Participle+, see "Hints," Lessons 48 and 49.

I walk. I walked. I shall walk. In each of these three sentences, the manner of asserting the action is the same. _I walk_ expresses the action as _present_. _I walked_ expresses the action as _past_, and _I shall walk_ expresses the action as _future_. As +Tense+ means _time_, the first form is called the +Present Tense+; the second, the +Past Tense+; and the third, the +Future Tense+.

We have three other forms of the verb, expressing the action as _completed_ in the _present_, the _past_, or the _future_.

I have walked out to-day. I had walked out when he called. I shall have walked out by to-morrow. The form, _have walked_, expressing the action as _completed_ in the present, is called the +Present Perfect Tense+. The form, _had walked_, expressing the action as _completed_ in the past, is called the +Past Perfect Tense+. The form, _shall have walked_, expressing an action to be _completed_ in the future, is called the +Future Perfect Tense+.

Let the teacher give other verbs, and require the pupils to name and explain the different tenses.

I walk. Thou walkest. He walks. They walk.

In the second sentence, the verb _walk_ was changed by adding _est_; and in the third, it was changed by adding _s_. These changes are for the sake of agreement with the person of the subject. The verb ending in _est_ agrees with the subject _thou_ in the second person, and the verb ending in _s_ agrees with _he_ in the third person. In the fourth sentence, the subject is in the third person; but it is plural, and so the verb drops the _s_ to agree with they in the plural.

Verbs are said to agree in +Person+ and +Number+ with their subjects. The person and number _forms_ will be found in Lessons 93, 94.

+DEFINITIONS+.

+_Mode_ is that modification of the verb which denotes the manner of asserting the action or being+.

+The _Indicative Mode_ asserts the action or being as a fact+.

+The _Potential Mode_ asserts the power, liberty, possibility, or necessity of acting or being+.

+The _Subjunctive Mode_ asserts the action or being as a mere condition, supposition, or wish+.

+The _Imperative Mode_ asserts the action or being as a command or an

entreaty+.

+The Infinitive is a form of the verb which names the action or being in a general way, without asserting it of anything+.

+The Participle is a form of the verb partaking of the nature of an adjective or of a noun, and expressing the action or being as assumed+.

+The Present Participle denotes action or being as continuing at the time indicated by the predicate+.

+The Past Participle denotes action or being as past or completed at the time indicated by the predicate+.

+The Past Perfect Participle denotes action or being as completed at a time previous to that indicated by the predicate+.

+Tense is that modification of the verb which expresses the time of the action or being+.

+The Present Tense expresses action or being as present+.

+The Past Tense expresses action or being as past+.

+The Future Tense expresses action or being as yet to come+.

+The Present Perfect Tense expresses action or being as completed at the present time+.

+The Past Perfect Tense expresses action or being as completed at some past time+.

+The Future Perfect Tense expresses action or being to be completed at some future time+.

+Number and Person of a verb are those modifications that show its agreement with the number and person of its subject+.

LESSON 91.

CONJUGATION OF THE VERB.

+DEFINITIONS+.

+Conjugation is the regular arrangement of all the forms of the verb+.

+Synopsis is the regular arrangement of the forms of one number and

person in all the modes and tenses+.

+_Auxiliary Verbs_ are those that help in the conjugation of other verbs+.

The auxiliaries are _do_, _be_, _have_, _shall_, _will_, _may_, _can_, and _must_.

+The _Principal Parts_ of a verb are the present indicative or the present infinitive, the past indicative, and the past participle+.

These are called _principal parts_, because all the other forms of the verb are derived from them.

We give, below, the _principal parts_ of some of the most important _irregular verbs_. Learn them.

Present.	_Past_.	_Past. Par._
Be _or_ am,	was,	been.
Begin,	began,	begun.
Blow,	blew,	blown.
Break,	broke,	broken.
Choose,	chose,	chosen.
Come,	came,	come.
Do,	did,	done.
Draw,	drew,	drawn.
Drink,	drank,	drunk.
Drive,	drove,	driven.
Eat,	ate,	eaten.
Fall,	fell,	fallen.
Fly,	flew,	flown.
Freeze,	froze,	frozen.
Go,	went,	gone.
Get,	got,	got _or_ gotten.
Give,	gave,	given.
Grow,	grew,	grown.
Have,	had,	had.
Know,	knew,	known.
Lay,	laid,	laid.
Lie, (to rest) lay,	lain.	
Ride,	rode,	ridden.
Ring,	rang _or_ rung,	rung.
Rise,	rose,	risen.
Run,	ran,	run.
See,	saw,	seen.
Set,	set,	set.
Sit,	sat,	sat.
Shake,	shook,	shaken.
Sing,	sang _or_ sung,	sung.
Slay,	slew,	slain.
Speak,	spoke,	spoken.
Steal,	stole,	stolen.
Swim,	swam _or_ swum,	swum.
Take,	took,	taken.

Tear, tore, torn.
 Throw, threw, thrown.
 Wear, wore, worn.
 Write, wrote, written.

The following irregular verbs are called +_Defective_,+ because some of their parts are wanting.

Present. _Past_.	_Present_. _Past_.
 Can, could. | Will, would.
 May, might. | Must, ----
 Shall, should. | Ought, ----

LESSON 92.

CONJUGATION OF THE VERB +SEE+ IN THE SIMPLE FORM.

+PRINCIPAL PARTS+.

Pres. _Past_. _Past Par_.
 See, saw, seen.

INDICATIVE MODE.

PRESENT TENSE.

Singular.	_Plural_.
1. I see,	1. We see,
2. You see, _or_	2. You see,
Thou seest,	
3. He sees;	3. They see.

PAST TENSE.

1. I saw,	1. We saw,
2. You saw, _or_	2. You saw,
Thou sawest,	
3. He saw;	3. They saw.

FUTURE TENSE.

1. I shall see,	1. We shall see,
2. You will see, _or_	2. You will see,
Thou wilt see,	
3. He will see;	3. They will see.

PRESENT PERFECT TENSE.

1. I have seen,	1. We have seen,
2. You have seen, _or_	2. You have seen,

Thou hast seen

3. He has seen; 3. They have seen.

PAST PERFECT TENSE.

1. I had seen, 1. We had seen,
2. You had seen, _or_ 2. You had seen,
 Thou hadst seen,
3. He had seen; 3. They had seen.

FUTURE PERFECT TENSE.

1. I shall have seen, 1. We shall have seen,
2. You will have seen, _or_ 2. You will have seen,
 Thou wilt have seen,
3. He will have seen; 3. They will have seen.

POTENTIAL MODE.

PRESENT TENSE.

Singular.

Plural.

1. I may see, 1. We may see,
2. You may see, _or_ 2. You may see,
 Thou mayst see,
3. He may see; 3. They may see.

PAST TENSE.

1. I might see, 1. We might see,
2. You might see, _or_ 2. You might see,
 Thou mightst see, 2. You might see,
3. He might see; 3. They might see.

PRESENT PERFECT TENSE.

1. I may have seen, 1. We may have seen,
2. You may have seen, _or_ 2. You may have seen
 Thou mayst have seen,
3. He may have seen; 3. They may have seen.

PAST PERFECT TENSE.

Singular.

Plural.

1. I might have seen, 1. We might have seen,
2. You might have seen, _or_ 2. You might have seen,
 Thou mightst have seen,
3. He might have seen; 3. They might have seen.

SUBJUNCTIVE MODE.

PRESENT TENSE.

- | | |
|-------------------------------------|-----------------|
| _Singular_. | _Plural_. |
| 1. If I see, | 1. If we see, |
| 2. If you see, _or_
If thou see, | 2. If you see, |
| 3. If he see; | 3. If they see. |

IMPERATIVE MODE.

PRESENT TENSE.

2. See (you _or_ thou); 2. See (you).

INFINITIVES.

PRESENT TENSE.

To see.

PRESENT PERFECT TENSE.

To have seen.

PARTICIPLES.

PRESENT. PAST. PAST PERFECT.

Seeing, Seen, Having seen.

+To the Teacher+.--Let the pupils prefix _do_ and _did_ to the simple present _see_, and thus make the _emphatic form_ of the present and the past tense.

Let _can_ and _must_ be used in place of _may_; and _could_, _would_, and _should_, in place of _might_.

Require the pupils to tell how each tense is formed, and to note all changes for agreement in number and person.

A majority of modern writers use the _indicative_ forms instead of the _subjunctive_, in all of the tenses, unless it may be the _present_. The _subjunctive_ forms of the verb _to be_ are retained in the present and the past tense. Let the pupils understand that the mode and tense forms do not always correspond with the actual meaning. _The ship sails next week. I may go to-morrow_. The verbs _sails_ and _may go_ are _present_ in form but _future_ in meaning. _If it rains by noon, he may not come_. The verb _rains_ is _indicative_ in form but _subjunctive_ in meaning.

The plural forms, _You saw, You were_, etc., are used in the _singular_ also.

LESSON 93.

CONJUGATION OF THE VERB--SIMPLE FORM.

Fill out the following forms, using the principal parts of the verb _walk.
Pres., walk; Past, walked; Past Par., walked_.

INDICATIVE MODE.

PRESENT TENSE.

Singular.	_Plural_.
1. I / _Pres_ /,	1. We / _Pres_ /,
2. You / _Pres_ /,	2. You / _Pres_ /,
Thou / _Pres_ /est,	
3. He / _Pres_ /s;	3. They / _Pres_ /.

PAST TENSE

1. I / _Past_ /,	1. We / _Past_ /,
2. You / _Past_ /,	2. You / _Past_ /,
Thou / _Past_ /st,	
3. He / _Past_ /;	3. They / _Past_ /.

FUTURE TENSE.

1. I _shall_ / _Pres_ /,	1. We _will_ / _Pres_ /,
2. You _will_ / _Pres_ /,	2. You _will_ / _Pres_ /,
Thou _wil-t_ / _Pres_ /,	
3. He _will_ / _Pres_ /;	3. They _will_ / _Pres_ /.

PRESENT PERFECT TENSE.

1. I _have_ / _Past Par._ /,	1. We _have_ / _Past Par._ /,
2. You _have_ / _Past Par._ /,	2. You _have_ / _Past Par._ /,
Thou _ha-st_ / _Past Par._ /,	
3. He _ha-s_ / _Past Par._ /;	3. They _have_ / _Past Par._ /.

PAST PERFECT TENSE.

1. I _had_ / _Past Par._ /,	1. We _had_ / _Past Par._ /,
2. You _had_ / _Past Par._ /,	2. You _had_ / _Past Par._ /,
Thou _had-st_ / _Past Par._ /,	
3. He _had_ / _Past Par._ /;	3. They _had_ / _Past Par._ /.

FUTURE PERFECT TENSE.

1. I _shall have_ / _Past Par._ /,	1. We _will have_ / _Past Par._ /,
2. You _will have_ / _Past Par._ /,	2. You _will have_ / _Past Par._ /,
Thou _wil-t have_ / _Past Par._ /,	
3. He _will have_ / _Past Par._ /;	3. They _will have_ / _Past Par._ /.

POTENTIAL MODE.

PRESENT TENSE.

1. I _may_ / _Pres._/, 1. We _may_ / _Pres._/,
2. You _may_ / _Pres._/, 2. You _may_ / _Pres._/,
Thou _may-st_ / _Pres._/,
3. He _may_ / _Pres._/; 3. They _may_ / _Pres._/.

PAST TENSE.

1. I _might_ / _Pres._/, 1. We _might_ / _Pres._/,
2. You _might_ / _Pres._/, 2. You _might_ / _Pres._/,
Thou _might-st_ / _Pres._/,
3. He _might_ / _Pres._/; 3. They _might_ / _Pres._/.

PRESENT PERFECT TENSE.

1. I _may have_ / _Past Par._/, 1. We _may have_ / _Past Par._/,
2. You _may have_ / _Past Par._/, 2. You _may have_ / _Past Par._/,
Thou _may-st have_ / _Past Par._/,
3. He _may have_ / _Past Par._/; 3. They _may have_ / _Past Par._/.

PAST PERFECT TENSE.

1. I _might have_ / _Past Par._/, 1. We _might have_ / _Past Par._/,
2. You _might have_ / _Past Par._/, 2. You _might have_ / _Past Par._/,
Thou _might-st have_ / _Past Par._/,
3. He _might have_ / _Past Par._/; 3. They _might have_ / _Past Par._/.

SUBJUNCTIVE MODE.

PRESENT TENSE.

- | _Singular_. | _Plural_. |
|--|------------------------|
| 1. If I / _Pres._/, | 1. If we / _Pres._/, |
| 2. If you / _Pres._/,
If thou / _Pres._/, | 2. If you / _Pres._/, |
| 3. If he / _Pres._/; | 3. If they / _Pres._/. |

IMPERATIVE MODE.

PRESENT TENSE.

2. / _Pres._ / (you _or_ thou); 2. / _Pres._ / (you).

INFINITIVES.

PRESENT TENSE.

- To / _Pres._ /.

PRESENT PERFECT TENSE.

To _have_ / _Past Par._/.

PARTICIPLES.

PRESENT. PAST. PAST PERFECT.

/_Pres./ing_. /_Past Par._/ _Having /Past Par./_

+To the Teacher+.--Let the pupils fill out these forms with other verbs. In the indicative, present, third, singular, _es_ is sometimes added instead of _s_ ; and in the second person, old style, _st_ is sometimes added instead of _est_.

LESSON 94.

CONJUGATION OF THE VERB BE.

In studying this Lesson, pay no attention to the line at the right of each verb.

INDICATIVE MODE.

PRESENT TENSE.

Singular.	_Plural_.
1. I am ----,	1. We are ----,
2. You are ---- _or_ Thou art ----,	2. You are ----,
3. He is ----;	3. They are ----.

PAST TENSE.

1. I was ----,	1. We were ----,
2. You were ----, _or_ Thou wast ----,	2. You were ----,
3. He was ----;	3. They were ----.

FUTURE TENSE.

1. I shall be ----,	1. We shall be ----,
2. You will be ----, _or_ Thou wilt be ----,	2. You will be ----,
3. He will be ----;	3. They will be ----.

PRESENT PERFECT TENSE.

1. I have been ----,	1. We have been ----,
2. You have been ---- _or_ Thou hast been ----,	2. You have been ----,
3. He has been ----;	3. They have been ----.

PAST PERFECT TENSE.

- | | |
|---------------------------|------------------------|
| 1. I had been ----, | 1. We had been ----, |
| 2. You had been ---- _or_ | 2. You had been ----, |
| Thou hadst been ----, | |
| 3. He had been ----; | 3. They had been ----. |

FUTURE PERFECT TENSE.

- | | |
|---------------------------------|------------------------------|
| 1. I shall have been ----, | 1. We shall have been ----, |
| 2. You will have been ---- _or_ | 2. You will have been ----, |
| Thou wilt have been ----, | |
| 3. He will has been ----; | 3. They will have been ----. |

POTENTIAL MODE.

PRESENT TENSE.

- | _Singular_. | _Plural_. |
|-------------------------|----------------------|
| 1. I may be ----, | 1. We may be ----, |
| 2. You may be ---- _or_ | 2. You may be ----, |
| Thou mayst be ----, | |
| 3. He may be ----; | 3. They may be ----. |

PAST TENSE.

- | | |
|---------------------------|------------------------|
| 1. I might be ----, | 1. We might be ----, |
| 2. You might be ---- _or_ | 2. You might be ----, |
| Thou mightst be ----, | |
| 3. He might be ----; | 3. They might be ----. |

PRESENT PERFECT TENSE.

- | | |
|--------------------------------|-----------------------------|
| 1. I may have been ----, | 1. We may have been ----, |
| 2. You may have been ---- _or_ | 2. You may have been ----, |
| Thou mayst have been ----, | |
| 3. He may have been ----; | 3. They may have been ----. |

PAST PERFECT TENSE.

- | | |
|----------------------------------|-------------------------------|
| 1. I might have been ----, | 1. We might have been ----, |
| 2. You might have been ---- _or_ | 2. You might have been ----, |
| Thou mightst have been ----, | |
| 3. He might have been ----; | 3. They might have been ----. |

SUBJUNCTIVE MODE.

PRESENT TENSE.

- | _Singular_. | _Plural_. |
|------------------------|--------------------|
| 1. If I be ----, | 1. If we be ----, |
| 2. If you be ---- _or_ | 2. If you be ----, |
| If thou be ----, | |

3. If he be ----; 3. If they be ----.

PAST TENSE.

1. If I were ----, 1. If we were ----,
2. If you were ---- _or_ 2. If you were ----,
 If thou wert ----,
3. If he were ----; 3. If they were ----.

IMPERATIVE MODE.

PRESENT TENSE.

2. Be (you _or_ them) ----; 2. Be (you)-----.

INFINITIVES.

PRESENT TENSE.

To be ----.

PRESENT PERFECT TENSE.

To have been ----.

PARTICIPLES.

PRESENT. PAST. PAST PERFECT.

Being ----. Been. Having been ----.

+To the Teacher+.--After the pupils have become thoroughly familiar with the verb be as a principal verb, teach them to use it as an auxiliary in making the +Progressive Form+ and the +Passive Form+.

The progressive form may be made by filling all the blanks with the present participle of some verb.

The passive form may be made by filling all the blanks with the past participle of a transitive verb.

Notice that, after the past participle, no blank is left.

In the progressive form, this participle is wanting; and, in the passive form, it is the same as in the simple.

LESSON 95.

AGREEMENT OF THE VERB.

+To the Teacher+.--For additional matter, see pp. 163-167.

+ _Remember_ + that the verb must agree with its subject in number and person.

Give the person and number of each of the following verbs, and write sentences in which each form shall be used correctly.

Common forms --Does, has=ha(ve)s, is, am, are, was, were.

Old forms --Seest, sawest, hast=ha(ve)st, wilt, mayst, mightst, art, wast.

When a verb has two or more subjects connected by _and_, it must agree with them in the plural. _A similar rule applies to the agreement of the pronoun_.

CORRECT THE FOLLOWING ERRORS.

+Model+ --Poverty and obscurity _oppresses_ him who thinks that _it_ is oppressive_.

Wrong: the verb _oppresses_ should be changed to _oppress_ to agree with its two subjects, connected by _and_. The pronoun _it_ should be changed to _they_ to agree with its two antecedents, and the verb _is_ should be changed to _are_ to agree with _they_.

Industry, energy, and good sense is essential to success.
Time and tide waits for no man.
The tall sunflower and the little violet is turning its face to the sun.
The mule and the horse was harnessed together.
Every green leaf and every blade of grass seem grateful.

+Model+ --The preceding sentence is wrong. The verb _seem_ is plural, and it should be singular; for, when several singular subjects are preceded by _each_, _every_, or _no_, they are taken separately.

Each day and each hour bring their portion of duty.
Every book and every paper were found in their place.

When a verb has two or more singular subjects connected by _or_ or _nor_, it must agree with them in the singular. _A similar rule applies to the agreement of the pronoun_.

CORRECT THE FOLLOWING ERRORS.

One or the other have made a mistake in their statement.
Neither the aster nor the dahlia are cultivated for their fragrance.
Either the president or his secretary were responsible.
Neither Ann, Jane, nor Sarah are at home.

To foretell, or to express future time simply, the auxiliary _shall_ is used in the first person, and _will_ in the second and third; but when a speaker determines or promises, he uses _will_ in the first person and _shall_ in the second and third.

CORRECT THE FOLLOWING ERRORS.

I will freeze, if I do not move about.
You shall feel better soon, I think.
She shall be fifteen years old to-morrow.
I shall find it for you, if you shall bring the book to me.
You will have it, if I can get it for you.
He will have it, if he shall take the trouble to ask for it.
He will not do it, if I can prevent him.
I will drown, nobody shall help me.
I will be obliged to you, if you shall attend to it.
We will have gone by to-morrow morning.
You shall disappoint your father, if you do not return.
I do not think I will like the change.
Next Tuesday shall be your birthday.
You shall be late, if you do not hurry.

LESSON 96.

ERRORS IN THE FORM OF THE VERB.

CORRECT THE FOLLOWING ERRORS.

+Model+.--Those things _have_ not _came_ to-day_.

Wrong, because the past _came_ is here used for the past participle _come_.
The present perfect tense is formed by prefixing _have_ to the _past participle_.

I done all my work before breakfast.
I come in a little late yesterday.
He has went to my desk without permission.
That stupid fellow set down on my new hat.

Set is generally transitive, and _sit_ is intransitive. _Lay_ is transitive, and _lie_ is intransitive.

He sat the chair in the corner.
Sit that plate on the table, and let it set.
I have set in this position a long time.
That child will not lay still or set still a minute.
I laid down under the tree, and enjoyed the scenery.
Lie that stick on the table, and let it lay.
Those boys were drove out of the fort three times.
I have rode through the park.
I done what I could.
He has not spoke to-day.
The leaves have fell from the trees.
This sentence is wrote badly.

He threw his pen down, and said that the point was broke.
 He teached me grammar.
 I seen him when he done it.
 My hat was took off my head, and throwed out of the window.
 The bird has flew into that tall tree.
 I was chose leader.
 I have began to do better. I begun this morning.
 My breakfast was ate in a hurry.
 Your dress sets well.
 That foolish old hen is setting on a wooden egg.
 He has tore it up and throwed it away.
 William has took my knife, and I am afraid he has stole it.
 This should be well shook.
 I begun to sing, before I knowed what I was doing.
 We drunk from a pure spring.
 I thought you had forsook us.
 His pencil is nearly wore up.
 He come, and tell me all he knowed about it.

LESSON 97.

REVIEW QUESTIONS.

+To the Teacher+.--See "Scheme," p. 187.

How many modifications have verbs? Ans.--_Five; viz., voice, mode, tense, number, and person_. Define voice. How many voices are there? Define each. Illustrate. What is mode? How many modes are there? Define each. What is an infinitive? What is a participle? How many different kinds of participles are there? Define each. Illustrate. What is tense? How many tenses are there? Define each. Illustrate. What are the number and the person of a verb? Illustrate. What is conjugation? What is synopsis? What are auxiliaries? Name the auxiliaries. What are the principal parts of a verb? Why are they so called? How does a verb agree with its subject? When a verb has two or more subjects, how does it agree? Illustrate the uses of _shall_ and _will_.

+To the Teacher+.--Select some of the preceding exercises, and require the pupils to write the parsing of all the verbs. See Lessons 34, 35, 48, 49, and 56.

+Model for Written Parsing--Verbs+.--_The Yankee, selling his farm, wanders away to seek new lands_.

CLASSIFICATION. MODIFICATIONS. SYNTAX.

Verbs. _Kind_. _Voice_. _Mode_. _Tense_. _Num_. _Per_.

*selling Pr. Par., Ir., Tr. Ac. --- --- --- --- Mod. of _Yankee_.
 wanders Reg., Int. --- Ind. Pres. Sing. 3d. Pred. of "

*seek Inf, Ir., Tt, Ac. --- " --- --- Prin. word in phrase
Mod. of _wanders_.

[Footnote *: Participles and Infinitives have no _person_ or _number_.]

LESSON 98.

SENTENCE-BUILDING.

Participles sometimes partake of the nature of the noun, while they retain the nature of the verb.

Build each of the following phrases into a sentence, and explain the nature of the participle.

+Model+.-- ----_in building a snow fort_. They were engaged _in building a snow fort_. The participle _building_, like a noun, follows the preposition _in_, as the principal word in the phrase; and, like a verb, it takes the object complement _fort_.

---- by foretelling storms. ---- by helping others. ---- on approaching the house. ----- in catching fish.

Use the following phrases as subjects.

Walking in the garden ----. His writing that letter ----. Breaking a promise ----.

Use each of the following phrases in a complex sentence. Let some of the dependent clauses be used as adjectives, and some, as adverbs.

---- in sledges. ---- up the Hudson. ---- down the Rhine. ---- through the Alps. ---- with snow and ice. ---- into New York Bay. ---- on the prairie. ---- at Saratoga.

Build a short sentence containing all the parts of speech.

Expand the following simple sentence into twelve sentences.

Astronomy teaches the size, form, nature, and motions of the sun, moon, and stars.

Contract the following awkward compound sentence into a neat simple sentence,

Hannibal passed through Gaul, and then he crossed the Alps, and then came down into Italy, and then he defeated several Roman generals.

Change the following complex sentences to compound sentences.

When he asked me the question, I answered him courteously.
Morse, the man who invented the telegraph, was a public benefactor.
When spring comes, the birds will return.

Contract the following complex sentences into simple sentences by changing the verb in the dependent clause to a participle. Notice all the other changes.

A ship which was gliding along the horizon attracted our attention.
I saw a man who was plowing a field.
When the shower had passed, we went on our way.
I heard that he wrote that article.
That he was a foreigner was well known.
I am not sure that he did it.
Every pupil who has an interest in this work will prepare for it.

Change the following compound sentences to complex sentences.

+Model+.--Morning dawns, and the clouds disperse. When morning dawns, the clouds disperse.

Avoid swearing; it is a wicked habit.
Pearls are valuable, and they are found in oyster shells.
Dickens wrote David Copperfield, and he died in 1870.
Some animals are vertebrates, and they have a backbone.

Expand each of the following sentences as much as you can.

Indians dance. The clock struck. The world moves.

LESSON 99.

MISCELLANEOUS ERRORS.

CORRECT THE FOLLOWING ERRORS.

I have got that book at home.

+Model+.--Wrong, because _have_, alone, asserts possession. _Got_, used in the sense of _obtained_, is correct; as, _I have just got the book_.

Have you got time to help me?
There is many mistakes in my composition.

+Model+.--Wrong, because _is_ should agree with its plural subject _mistakes_. The adverb _there_ is often used to introduce a sentence, that the subject may follow the predicate. This often makes the sentence sound smooth, and gives variety.

There goes my mother and sister.

Here comes the soldiers.
There was many friends to greet him.
It ain't there.

+Model+.--_Ain't_ is a vulgar contraction. Correction--It _is not_ there.

I have made up my mind that it ain't no use.
'Tain't so bad as you think.
Two years' interest were due.
Every one of his acts were criticised.
I, Henry, and you have been chosen.

+Model+.--Wrong, for politeness requires that you should mention the one spoken to, first; the one spoken of, next; and yourself, last.

He invited you and I and Mary.
Me and Jane are going to the fair.
I only want a little piece.
He is a handsome, tall man.
Did you sleep good?
How much trouble one has, don't they?
He inquired for some tinted ladies' note-paper.
You needn't ask me nothing about it, for I haven't got no time to answer.
Him that is diligent will succeed.
He found the place sooner than me.
Who was that? It was me and him.
If I was her, I would say less.
Bring me them tongs.
Us boys have a base-ball club.
Whom did you say that it was?
Who did you speak to just now?
Who did you mean, when you said that?
Where was you when I called?
There's twenty of us going.
Circumstances alters cases.
Tell them to set still.
He laid down by the fire.
She has lain her book aside.
It takes him everlastingly.
That was an elegant old rock.

LESSON 100.

ANALYSIS AND PARSING.

1. Thou shalt not take the name of the Lord thy God in vain.
2. Strike! till the last armed foe expires!
3. You wrong me, Brutus.
4. Shall we gather strength by irresolution and inaction?
5. Why stand we here idle?

6. Give me liberty, or give me death!
7. Thy mercy, O Lord, is in the heavens, and thy faithfulness reacheth unto the clouds.
8. The clouds poured out water, the skies sent out a sound, the voice of thy thunder was in the heaven.
9. The heavens declare his righteousness, and all the people see his glory.
10. The verdant lawn, the shady grove, the variegated landscape, the boundless ocean, and the starry firmament are beautiful and magnificent objects.
11. When you grind your corn, give not the flour to the devil and the bran to God.
12. That which the fool does in the end, the wise man does at the beginning.
13. Xerxes commanded the largest army that was ever brought into the field.
14. Without oxygen, fires would cease to burn, and all animals would immediately die.
15. Liquids, when acted upon by gravity, press downward, upward, and sideways.
16. Matter exists in three states--the solid state, the liquid state, and the gaseous state.
17. The blending of the seven prismatic colors produces white light.
18. Soap-bubbles, when they are exposed to light, exhibit colored rings.
19. He who yields to temptation debases himself with a debasement from which he can never arise.
20. Young eyes that last year smiled in ours
Now point the rifle's barrel;
And hands then stained with fruits and flowers
Bear redder stains of quarrel.

CAPITAL LETTERS AND PUNCTUATION.

+Capital Letters+.--The first word of (1) a sentence, (2) a line of poetry, (3) a direct quotation making complete sense or a direct question introduced into a sentence, and (4) phrases or clauses separately numbered or paragraphed should begin with a capital letter. Begin with a capital letter (5) proper names and words derived from them, (6) names of things personified, and (7) most abbreviations. Write in capital letters (8) the words I and O, and (9) numbers in the Roman notation. [Footnote: Small letters are preferred where numerous references to chapters, etc., are made.]

+Examples+.--1. The judicious are always a minority.

2. Honor and shame from no condition rise;
Act well your part, there all the honor lies.
3. The question is, "Can law make people honest?"
4. Paintings are useful for these reasons: 1. They please; 2. They instruct.
5. The heroic Nelson destroyed the French fleet in Aboukir Bay.
6. Next, Anger rushed, his eyes on fire.
7. The Atlantic ocean beat Mrs. Partington.
8. The use of O and oh I am now to explain.
9. Napoleon II. never came to the throne.

+Period+.--Place a period after (1) a declarative or an imperative sentence, (2) an abbreviation, and (3) a number written in the Roman notation.

For examples see 1, 7, and 9 in the sentences above.

+Interrogation Point+.--Every direct interrogative sentence or clause should be followed by an interrogation point.

+Example+.--King Agrippa, believest thou the prophets?

+Exclamation Point+.--All exclamatory expressions must be followed by the exclamation point.

+Example+.--Oh! bloodiest picture in the book of time! +_Comma_+.--Set off by the comma (1) a phrase out of its natural order or not closely connected with the word it modifies; (2) an explanatory modifier that does not restrict the modified term or combine closely with it; (3) a participle used as an adjective modifier, with the words belonging to it, unless restrictive; (4) the adjective clause, when not restrictive; (5) the adverb clause, unless it closely follows and restricts the word it modifies; (6) a word or phrase independent or nearly so; (7) a direct quotation introduced into a sentence, unless *formally* introduced; (8) a noun clause used as an attribute complement; and (9) a term connected to another by *or* and having the same meaning. Separate by the comma (10) connected words and phrases, unless all the conjunctions are expressed; (11) independent clauses, when short and closely connected; and (12) the parts of a compound predicate and of other phrases, when long or differently modified.

+_Examples_+.--1. In the distance, icebergs look like masses of burnished metal. 2. Alexandria, the capital of Lower Egypt, is an ill-looking city. 3. Labor, diving deep into the earth, brings up long-hidden stores of coal. 4. The sun, which is the center of our system, is millions of miles from us. 5. When beggars die, there are no comets seen. 6. Gentlemen, this, then, is your verdict. 7. God said, "Let there be light." 8. Nelson's signal was, "England expects every man to do his duty." 9. Rubbers, or overshoes, are worn to keep the feet dry. 10. The sable, the seal, and the otter furnish us rich furs. 11. His dark eye flashed, his proud breast heaved, his cheek's hue came and went. 12. Flights of birds darken the air, and tempt the traveler with the promise of abundant provisions.

+_Semicolon_+.--Independent clauses (1) when slightly connected, or (2) when themselves divided by the comma, must be separated by the semicolon. Use the semicolon (3) between serial phrases or clauses having a common dependence on something that precedes or follows; and (4) before *as*, *viz.*, *to wit.*, *namely*, *i. e.*, and *that is*, when they introduce examples or illustrations.

+_Examples_+.--1. The furnace blazes; the anvil rings; the busy wheels whirl round. 2. As Caesar loved me, I weep for him; as he was fortunate, I rejoice at it; as he was valiant, I honor him; but, as he was ambitious, I slew him. 3. He drew a picture of the sufferings of our Saviour; his trial

before Pilate; his ascent of Calvary; his crucifixion and death. 4. Gibbon writes, "I have been sorely afflicted with gout in the hand; to wit, laziness."

+_Colon_+.--Use the colon (1) between the parts of a sentence when these parts are themselves divided by the semicolon; and (2) before a quotation or an enumeration of particulars when formally introduced.

+_Examples_+.--1. Canning's features were handsome; his eye, though deeply ensconced under his eyebrows, was full of sparkle and gayety: the features of Brougham were harsh in the extreme. 2. To Lentullus and Gellius bear this message: "Their graves are measured."

+_Dash_+.--Use the dash where there is an omission (1) of letters or figures, and (2) of such words as as, namely, or that is, introducing illustrations or equivalent expressions. Use the dash (3) where the sentence breaks off abruptly, and the same thought is resumed after a slight suspension, or another takes its place; and (4) before a word or phrase repeated at intervals for emphasis. The dash may be used (5) instead of marks of parenthesis, and may (6) follow other marks, adding to their force.

+_Examples_+.--1. In M-----w, v. 3-11, you may find the "beatitudes." 2. There are two things certain in this world--taxes and death. 3. I said--I know not what. 4. I never would lay down my arms--_never_-- NEVER---+NEVER+. 5. Fulton started a steamboat---he called it the Clermont--on the Hudson in 1807. 6. My dear Sir,--I write this letter for information.

+_Marks of Parenthesis_+.--Marks of parenthesis may be used to enclose what has no essential connection with the rest of the sentence.

+Example+.--The noun (Lat. nomen, a name) is the first part of speech.

+_Apostrophe_+.--Use the apostrophe (1) to mark the omission of letters, (2) in the pluralizing of letters, figures, and characters, and (3) to distinguish the possessive from other cases.

+_Examples_+.--1. Bo't of John Jones 10 lbs. of butter. 2. What word is there one-half of which is p's? 3. He washed the disciples' feet.

+_Hyphen_+.--Use the hyphen (-) (1) between the parts of compound words that have not become consolidated, and (2) between syllables when a word is divided.

+_Examples_+.--1. Work-baskets are convenient. 2. Divide basket thus: bas-ket.

+_Quotation Marks_+--Use quotation marks to enclose a copied word or passage. If the quotation contains a quotation, the latter is enclosed within single marks.

+_Example_+---The sermon closed with this sentence: "God said, 'Let there be light.'"

+_Brackets_+.--Use brackets [] to enclose what, in quoting another's words, you insert by way of explanation or correction.

+_Example_+.--The Psalmist says, "I prevented [anticipated] the dawning of the morning."

SENTENCES AND PARAGRAPHS.

+_To the Teacher_+.--It is very profitable to exercise pupils in combining simple statements into complex and compound sentences, and in resolving complex and compound sentences into simple statements. In combining statements, it is an excellent practice for the pupil to contract, expand, transpose, and to substitute different words. They thus learn to express the same thought in a variety of ways. Any reading-book or history will furnish good material for such practice. A few examples are given below.

+_Direction_+.--Combine in as many ways as possible each of the following groups of sentences:--

+_Example_+.--This man is to be pitied. He has no friends.

1. This man has no friends, and he is to be pitied.
2. This man is to be pitied, because he has no friends.
3. Because this man has no friends, he is to be pitied.
4. This man, who has no friends, is to be pitied.
5. This man, having no friends, is to be pitied.
6. This man, without friends, is to be pitied.
7. This friendless man deserves our pity.

1. The ostrich is unable to fly. It has not wings in proportion to its body.
2. Egypt is a fertile country. It is annually inundated by the Nile.
3. The nerves are little threads, or fibers. They extend, from the brain.
They spread over the whole body.
4. John Gutenberg published a book. It was the first book known to have been printed on a printing-press. He was aided by the patronage of John Paust. He published it in 1455. He published it in the city of Mentz.
5. The human body is a machine. A watch is delicately constructed. This machine is more delicately constructed. A steam-engine is complicated. This machine is more complicated. A steam-engine is wonderful. This machine is more wonderful.

You see that short statements closely related in meaning may be improved by being combined. But young writers frequently use too many _ands_ and other connectives, and make their sentences too long.

Long sentences should be broken up into short ones when the relations of the parts are not clear.

As clauses may be joined to form sentences, so sentences may be united to make _paragraphs_.

A paragraph is a sentence or a group of related sentences developing one point or one division of a general subject.

The first word of a paragraph should begin a new line, and should be written a little farther to the right than the first words of other lines.

Direction.--Combine the following statements into sentences and paragraphs, and make of them a complete composition:--

Water is a liquid. It is composed of oxygen and hydrogen. It covers about three-fourths of the surface of the earth. It takes the form of ice. It takes the form of snow. It takes the form of vapor. The air is constantly taking up water from rivers, lakes, oceans, and from damp ground. Cool air contains moisture. Heated air contains more moisture. Heated air becomes lighter. It rises. It becomes cool. The moisture is condensed into fine particles. Clouds are formed. They float across the sky. The little particles unite and form rain-drops. They sprinkle the dry fields. At night the grass and flowers become cool. The air is not so cool. The warm air touches the grass and flowers. It is chilled. It loses a part of its moisture. Drops of dew are formed. Water has many uses. Men and animals drink it. Trees and plants drink it. They drink it by means of their leaves and roots. Water is a great purifier. It cleanses our bodies. It washes our clothes. It washes the dust from the leaves and the flowers. Water is a great worker. It floats vessels. It turns the wheels of mills. It is converted into steam. It is harnessed to mighty engines. It does the work of thousands of men and horses.

To the Teacher.--Condensed statements of facts, taken from some book not in the hands of your pupils, may be read to them, and they may be required to expand and combine these and group them into paragraphs.

LETTER-WRITING.

In writing a letter there are six things to consider--the Heading, the Introduction, the Body of the Letter, the Conclusion, the Folding, and the Superscription.

THE HEADING.

Parts.--The Heading consists of the name of the Place at which the letter is written, and the Date. If you write from a city, give the door-number, the name of the street, the name of the city, and the name of the state. If you are at a hotel or a school, or any other well-known institution, its name may take the place of the door-number and the name of the street. If you write from a village or other country place, give your post-office address, the name of the county, and that of the state.

The Date consists of the month, the day of the month, and the year.

How Written.--Begin the Heading about an inch and a half from the top of the page--on the first ruled line of commercial note--and a little to the left of the middle of the page. If the Heading is very short, it may stand on one line. If it occupies more than one line, the second line

should begin farther to the right than the first, and the third farther to the right than the second.

The Date stands upon a line by itself if the Heading occupies two or more lines.

The door-number, the day of month, and the year are written in figures, the rest in words. Each important word begins with a capital letter, each item is set off by the comma, and the whole closes with a period.

Direction.--Study what has been said, and write the following headings according to these models:---

1. Hull, Mass., Nov. 1, 1860.
2. 1466 Colorado Ave.,
Rochester, N. Y.,
Apr. 3, 1870.
3. Newburyport, Mass.,
June 30, 1826.
4. Starkville, Herkimer Co., N. Y.,
Dec. 19, 1871.

1. n y rondout 11 1849 oct. 2. staten island port richmond 1877 25 january.
3. brooklyn march 1871 mansion house 29. 4. executive chamber vt february montpelier 1869 27. 5. washington franklin como nov 16 1874. 6. fifth ave may new york 460 9 1863. 7. washington d c march 1847 520 pennsylvania ave 16.

THE INTRODUCTION.

Parts.--The Introduction consists of the Address--the Name, the Title, and the Place of Business or the Residence of the one addressed--and the Salutation. Titles of respect and courtesy should appear in the Address. Prefix Mr. (plural, Messrs.) to a man's name; Master to a boy's name; Miss to the name of a girl or an unmarried lady; Mrs. to the name of a married lady. Prefix Dr. to the name of a physician, or write M.D. after his name. Prefix Rev. (or The Rev.) to the name of a clergyman; if he is a Doctor of Divinity, prefix Rev. Dr., or write Rev. before his name and D.D. after it; if you do not know his Christian name, prefix Rev. Mr. or Rev. Dr. to his surname, but never Rev. alone. Esq. is added to the name of a lawyer, and to the names of other prominent men. Avoid such combinations as the following: Mr. John Smith, Esq., Dr. John Smith, M.D., Mr. John Smith, M.D., etc.

Salutations vary with the station of the one addressed, or the writer's degree of intimacy with him. Strangers may be addressed as Sir, Rev. Sir, General, Madam, Miss Brown, etc.; acquaintances as Dear Sir, Dear Madam, etc.; friends as My dear Sir, My dear Madam, My dear Mr. Brown, etc.; and near relatives and other dear friends as My dear Wife, My dear Boy, Dearest Ellen, etc.

How Written.--The Address may follow the Heading, beginning on the next line, or the next but one, and standing on the left side of the page; or it

may stand in corresponding position after the Body of the Letter and the Conclusion. If the letter is written to a very intimate friend, the Address may appropriately be placed at the bottom of the letter; but in other letters, especially those on ordinary business, it should be placed at the top and as directed above. There should always be a narrow margin on the left-hand side of the page, and the Address should always begin on the marginal line. If the Address occupies more than one line, the initial words of these lines should slope to the right, as in the Heading.

Begin the Salutation on the marginal line or a little to the right of it, when the Address occupies three lines; on the marginal line or farther to the right than the second line of the Address begins, when this occupies two lines; a little to the right of the marginal line, when the Address occupies one line; on the marginal line, when the Address stands below.

Every important word in the Address should begin with a capital letter. All the items of it should be set off by the comma, and, as it is an abbreviated sentence, it should close with a period. Every important word in the Salutation should begin with a capital letter, and the whole should be followed by a comma.

+Direction+--Study what has been said, and write the following introductions according to these models:--

1. Dear Father,
I write, etc.

2. The Rev. M. H. Buckham, D.D.,
President of U. V. M.,
Burlington, Vt.
My dear Sir,

3. Messrs. Clark & Brown,
Quogue, N. Y.
Gentlemen,

4. Messrs. Tiffany & Co.,
2 Milk St., Boston.
Dear Sirs,

1. david h cochran lld president of polytechnic institute brooklyn my dear sir. 2. dr John h hobart burge 64 livingston st brooklyn n y sir. 3. prof geo n boardman Chicago ill dear teacher. 4. to the president executive mansion Washington d c mr president. 5. rev t k beecher elmira n y sir. 6. messrs gilbert & sons gentlemen mass boston. 7. mr george r curtis minn rochester my friend dear. 8. to the honorable wm m evarts secretary of state Washington d c sir.

THE BODY OF THE LETTER.

+The Beginning+--Begin the Body of the Letter at the end of the Salutation, and on the same line, if the Introduction consists of four lines--in which case the comma after the Salutation should be followed by a

dash;--otherwise, on the line _below_.

+_Style+_.--Be perspicuous. Paragraph and punctuate as in other kinds of writing. Spell correctly; write legibly, neatly, and with care.

Letters of friendship should be colloquial, natural, and familiar. Whatever is interesting to you will be interesting to your friends.

Business letters should be brief, and the sentences should be short, concise, and to the point.

In _formal notes_ the third person is generally used instead of the first and the second; there is no Introduction, no Conclusion, no Signature, only the name of the Place and the Date at the bottom, on the left side of the page.

THE CONCLUSION.

+Parts+.--The Conclusion consists of the _+Complimentary Close+_ and the _+Signature+_ . The forms of the Complimentary Close are many, and are determined by the relations of the writer to the one addressed. In letters of _friendship_ you may use _Your sincere friend; Yours affectionately ; Your loving son or daughter_, etc. In business letters, you may use _Yours; Yours truly; Truly yours; Yours respectfully; Very respectfully yours_, etc. In official letters use _I have the honor to be, Sir, your obedient servant; Very respectfully, your most obedient servant_.

The Signature consists of your Christian name and your surname. In addressing a stranger write your Christian name in full. A lady addressing a stranger should prefix her title--_Miss_ or _Mrs._--to her own name, enclosing it within marks of parenthesis, if she prefers.

+How Written+.--The Conclusion should begin near the middle of the first line below the Body of the Letter, and should slope to the right like the Heading and the Address. Begin each line of it with a capital letter, and punctuate as in other writing, following the whole with a period. The Signature should be very plain.

THE FOLDING.

The Folding is a simple matter when, as now, the envelope used is adapted in length to the width of the sheet. Take the letter as it lies before you, with its first page uppermost, turn up the bottom of it about one-third the length of the sheet, bring the top down over this, taking care that the sides are even, and press the parts together.

Taking the envelope with its back toward you, insert the letter, putting in first the edge last folded. The form of the envelope may require the letter to be folded in the middle. Other conditions may require other ways of folding.

THE SUPERScription.

+Parts+--The Superscription is what is written on the outside of the envelope. It is the same as the Address, consisting of the Name, the Title, and the full Directions of the one addressed.

+How Written+--The Superscription should begin near the middle of the envelope and near the left edge-- the envelope lying with its closed side toward you--and should occupy three or four lines. These lines should slope to the right as in the Heading and the Address, the spaces between the lines should be the same, and the last line should end near the lower right-hand corner. On the first line the Name and the Title should stand. If the one addressed is in a city, the door-number and name of the street should be on the second line, the name of the city on the third, and the name of the state on the fourth. If he is in the country, the name of the post-office should be on the second line, the name of the county on the third--(or by itself near the lower left-hand corner), and the name of the state on the fourth. The titles following the name should be separated from it and from each other by the comma, and every line should end with a comma, except the last, which should be followed by a period. The lines should be straight, and every part of the Superscription should be legible. Place the stamp at the upper right-hand corner.

LETTER, ORDERING MERCHANDISE.

[Cursive:

Newburgh, N. Y.

Jan. 7. 1888

Messrs. Hyde & Co.,

250 Broadway. N. Y.

Gentlemen,

Please send me by Adams Express the articles mentioned in the enclosed list.

Be careful in the selection of the goods, as I desire them for a special class of customers.

When they are forwarded, please inform me by letter and enclose the invoice.

Yours truly,

Thomas Dodds.]

ANSWER, ENCLOSING INVOICE.

[Cursive:

250 Broadway, N. Y.

Jan 9, 1888.

Mr. Thomas Dodds,

Newburgh, N. Y.

Dear Sir,

We have to-day sent you by Adams Express the goods ordered in your letter of the 7th inst. Enclosed you will find the invoice.

We hope that everything will reach you in good condition and will prove satisfactory in quality and in price.

Very truly yours,

Peter Hyde & Co.]

INVOICE.

Thomas Dodds,

Bought of Peter Hyde & Co.

3 boxes Sperm Candles, 140 lbs.,	@33c.	\$46.20
7 do. Adamantine Extra Candles, 182 lbs.,	"26c.	47.32
120 lbs. Crushed Sugar,	"12-1/2c.	15.00
60 do. Coffee do.,	"11-1/4c.	6.75

		\$115.27

LETTER OF APPLICATION.

[Cursive:

176 Clinton St. Brooklyn, N. Y.

Dec. 12, 1887

Messrs. Fisk & Hatch,

5 Nassau St., N. Y.

Gentlemen,

Learning by advertisement that a clerkship in your house is vacant, I beg leave to offer myself as a candidate for the place. I am sixteen years old, and am strong and in excellent health. I have just graduated with honor from the seventh grade of the Polytechnic Institute, Brooklyn, and I enclose testimonials of my character and standing from the President of that Institution.

If you desire a personal interview, I shall be glad to present myself at such time and place as you may name.

Very respectfully yours,

Charles Hastings.]

NOTES OF INVITATION AND ACCEPTANCE

(in the third person).

Mr. and Mrs. Brooks request the pleasure of Mr. Churchill's company at a social gathering, next Tuesday evening, at 8 _o'clock_.
32 _W_. 31_st Street, Oct_. 5.

Mr. Churchill has much pleasure in accepting Mr. and Mrs. Brooks's kind invitation to a social gathering next Tuesday evening.
160 _Fifth Ave., Oct_. 5.

LETTER OF INTRODUCTION.

[Cursive:
Concord, N. H.
Jan. 10, 1888.

George Chapman, Esq.,
Portland, Conn.

My dear Friend,

It gives me great pleasure to introduce to you my friend, Mr. Alpheus Crane. Any attention you may be able to show him I shall esteem as a personal favor.

Sincerely yours,

Peter Cooper.]

A LETTER OF FRIENDSHIP.

[Cursive:
21 Dean St., Toledo, Ohio.
Dec. 16, 1887.

My dear Mother,

I cannot tell you how I long to be at home again and in my old place. In my dreams and in my waking hours, I am often back at the old homestead; my thoughts play truant while I pore over my books, and even while I listen to my teacher in the class-room. I would give so much to know what you are all doing--so much to feel that now and then I am in your thoughts, and that you do indeed miss me at home.

Everything here is as pleasant as it need be or can be, I suppose. I am sure I shall enjoy it all by and by, when I get over this fit of homesickness. My studies are not too hard, and my teachers are kind and faithful.

Do write me a long letter as soon as you get this and tell me everything.

Much love to each of the dear ones at home.

Your affectionate son,

Henry James.

[Footnote: In familiar (and official) letters, the Address may stand, you will remember, at the bottom.] Mrs. Alexander James, Tallmadge, Ohio.]

[Illustration of Envelope: Mrs. Alexander James, Tallmadge, Summit Co. Ohio.]

+_To the Teacher_+.--Have your pupils write complete letters and notes of all kinds. You can name the persons to whom these are to be addressed. Attend minutely to all the points. Letters of introduction should have the word _Introducing_ (followed by the name of the one introduced) at the lower left-hand corner of the envelope. This letter should not be sealed. The receiver may seal it before handing it to the one addressed.

Continue this work of letter-writing until the pupils have mastered all the details, and are able easily and quickly to write any ordinary letter.

A SUMMARY OF THE RULES OF SYNTAX.

I. A noun or pronoun used as subject or as attribute complement of a predicate verb, or used independently, is in the nominative case.

II. The attribute complement of a participle or an infinitive is in the same case (Nom. or Obj.) as the word to which it relates.

III. A noun or pronoun used as possessive modifier is in the possessive case.

IV. A noun or pronoun used as object or objective complement, or as the principal word of a prepositional phrase, is in the objective case.

V. A noun or pronoun used as explanatory modifier is in the same case as the word explained.

VI. A pronoun agrees with its antecedent in person, number, and gender.

With two or more antecedents connected by _and_, the pronoun is plural.

With two or more singular antecedents connected by _or_ or _nor_, the pronoun is singular.

VII. A verb agrees with its subject in person and number.

With two or more subjects connected by _and_, the verb is plural.

With two or more singular subjects connected by _or_ or _nor_, the verb is singular.

VIII. A participle assumes the action or being, and is used like an adjective or a noun.

IX. An infinitive is generally introduced by _to_, and with it forms a phrase used as a noun, an adjective, or an adverb.

X. Adjectives modify nouns or pronouns.

XI. Adverbs modify verbs, adjectives, or adverbs.

XII. A preposition introduces a phrase modifier, and shows the relation, in sense, of its principal word to the word modified.

XIII. Conjunctions connect words, phrases, or clauses.

XIV. Interjections are used independently.

+PROOF-MARKS+.

+Remark+.--The following are some of the marks used in correcting proof-sheets for the printer:--

[Symbol: dele] De-le = Strike out.

[^] Ca-ret = Something to be inserted.

[/] This calls attention to points or letters placed in the margin as corrections.

[Symbol: dotted circle] This calls attention to the period.

[tr.] Transpose.

[Symbol: para] Begin a new paragraph with the word preceded by [.

[No Symbol: para] No new paragraph.

[Symbol: v'] This calls attention to the apostrophe.

+To the Teacher+.--We suggest that the pupils learn to use these marks in correcting compositions. The following exercises are given as illustrations:--

[Illustration: Corrected letter]

NOTES FOR TEACHERS.

AGREEMENT.

Before Lesson 8 is assigned, the pupils may be required to note, in Lessons 6 and 7, the subjects that add _s_ to denote more than one, and then to mark the changes that occur in the predicates when the _s_ is dropped from

these subjects. In Lesson 8, the predicates may be changed by adding or dropping s, and other subjects may be found to correspond. In Lesson 9, s may be dropped from the plural subjects, and other predicates may be found to agree.

At this stage of the work we should give no formal rules, and should avoid such technical terms as number, person, tense, etc. The pupils may be led to discover rules for themselves, and to state them informally. Exercises and questions may be so directed that the pupils may draw some such conclusion as the following:--

When a simple form of the verb is used to tell what one thing does, s or es is added (unless the subject is I or you).

Let the pupils see that the s-form of the verb is used only in telling what one thing does, not what it did; as, "The boy runs," "The boy ran"; and that its subject always stands for the one spoken of; as, "He runs," "I run."

Before Lesson 12 is assigned, attention may be called to the use of is, was, and has, in Lesson 11 and elsewhere. For the predicates introduced by these words let the pupils find subjects which name more than one, that they may note the change of is to are, was to were, and has to have. The forms does and do may also be introduced, and these exercises continued till the pupils are led to discover some such rule as the following:--

Is, was, has, and does are used with subjects denoting but one. Are, were, have, and do are used with subjects denoting more than one.

We suggest that the form of a question and the use of the question mark be introduced after Lesson 12, and that the pupils be allowed to change the sentences in Lessons 11 and 12 by placing the subject after the first auxiliary. A straight line may be drawn under each subject, and a waving line under each predicate, thus:--

~Was~ /Napoleon/ ~banished?~

The sentences given for analysis will furnish material for making interrogative sentences, and for justifying the agreement of verbs.

In connection with Lesson 19 attention may be called to the agreement of verbs with I and you. Exercises may be given from which the pupils will draw the following conclusions:--

I can be used with am, was, have, and do. You may mean one or more than one, but the verb always agrees as if you meant more than one.

Exercises may be given requiring the pupils to use such expressions as "You were," "They were," "We were," "He doesn't," etc., and to repeat them aloud till the ear is accustomed to the right form.

When predicate verbs immediately follow their subjects, there is little

danger of errors in agreement, except that was is often used incorrectly for were, and don't for doesn't. The chief object of introducing these exercises here is to train the pupils' observation so that they will readily and naturally note the agreement of the subject and predicate when these terms are transposed, or are separated by other words. To determine the correct form of the verb in such cases, let the pupils see how it sounds when placed immediately after its subject. We suggest exercises like the following:--

- 1 is are
- 2 was were
- 3 has have
- 4 does do
- 5 comes come
- 6 goes go
- 7 thinks think
- 8 writes write

1. With what kind of letter ~(4)~ each of these names ~begin~?
2. Under this rule ~(1) found~ important exceptions.
3. The farm, with all the cattle and horses, ~(2) sold~.
4. With what mark ~(4)~ imperative sentences ~end~?
5. Every effort of the friends of these measures (3) failed.
6. There (5) trying times in every man's life.
7. One of them (6) to Vassar College.
8. Not one in ten (7) about this.
9. Neither of you (8) correctly.
10. After this (5) the calisthenic exercises.
11. A cargo of Delaware peaches (3) arrived.
12. There (6) the cars.
13. There (6) a train of cars.

After these blanks have been filled with the verbs above, as indicated by the numbers, the sentences may be repeated aloud till the correct form is familiar.

Let the pupils see that in (2), Lesson 36, were identified is asserted of two things, and that in (3) was anticipated is asserted of one of two things, but not of both. Let them give other examples of connected subjects with verbs singular in form, and with verbs plural in form. The meaning of singular and plural may be explained, and the pupils may form some such rule as the following:--

With two or more subjects connected by and the verb agrees in the plural.

With two or more singular subjects connected by or or nor the verb agrees in the singular.

The pupils may examine such sentences as--

1. Each word and gesture was suited to the thought;
2. Every bud, leaf, and blade of grass rejoices after the warm rain;
3. No dew, no rain, no cloud comes to the relief of the parched

earth;--

and note that each, every, and no show that the things named in the different subjects are taken separately, and that the verbs are therefore singular.

Such sentences as--

"In the death of Franklin, a philosopher and statesman was lost to the world"--

may be given to show that subjects connected by and may name the same thing, and so take a verb in the singular.

Such examples as the following may be given and justified:--

1. Beauty and utility are combined in nature.
2. Either beauty or utility appears in every natural object.
3. Here is neither beauty nor utility.
4. Time and tide wait for no man.
5. Wisdom and prudence dwell with the lowly man.
6. Does either landlord or tenant profit by this bill?
7. Neither landlords nor tenants profit by this bill.
8. Every fly, bee, beetle, and butterfly is provided with six feet.
9. That desperate robber and murderer was finally secured.
10. That desperate robber and that murderer were finally secured.
11. The builder and owner of the yacht has sailed from Liverpool.
12. The builder and the owner of the yacht have sailed from Liverpool.
13. A lame and blind man was provided with food and lodging.
14. A lame and a blind man were provided with food and lodging.

Particular attention may be called to examples 9-14, that the pupils may note the effect of repeating that, the, and a.

Pupils should early learn that rules in grammar should not be followed rigidly and blindly, as they generally have variations and exceptions.

Caution, however, should be used in presenting exceptions, lest the pupils become confused. They may be presented in reviews after the rules and general principles are well understood. They need not be formally stated, but may be introduced in the way of observation lessons that appeal to the judgment rather than to the memory. In this way such constructions as the following may be introduced:--

1. Neither he nor I am going. (Better--He is not going, nor am I.)
2. Neither John nor his sisters were there.
3. Action, and not words, is needed.
4. Bread and milk is good food.
5. The committee are unable to agree on their report.
6. The committee has made its report.

Other examples may be given till the pupils are led to discover that in examples like (1) and (2) the verb agrees with its nearest subject, and that the plural subject is usually placed next to the verb; that in (3) the

verb agrees with the affirmative subject, another verb being understood with the negative subject; that in (4) "bread and milk" represents one article of food; and that in (5) the individuals of the committee are thought of, while in (6) the committee as a whole is thought of. In (5) and (6) the agreement of the pronoun may also be noted. Pronouns may be introduced into many of the preceding exercises and the pupils led to apply to the agreement of the pronoun with its antecedent what has been learned of the agreement of the verb with its subject. Let the pupils determine why the following connected subjects are arranged in the proper order:--

1. You and I are invited.
2. Mary and I are invited.
3. You and Mary are invited.
4. You and Mary and I are invited.

WRITING NAMES--CAPITALS AND ABBREVIATIONS. [Footnote: For list of abbreviations see p. 191.]

Pupils may copy the following list of names, and note all peculiarities in form:--

Texas, state, river, Red River, city, Albany, New Orleans, Kansas City, statesman, Thomas Jefferson, Thos. Jefferson, author, Charles Dickens, Chas. Dickens, writer, George William Curtis, Geo. Wm. Curtis, Geo. W. Curtis, poet, John Greenleaf Whittier, John G. Whittier, J. G. Whittier, gulf, sea, Gulf of Mexico, Caribbean Sea, lake, Lake Erie, general, General Robert Edmund Lee, Gen. Robt. E. Lee, doctor, Doctor Valentine Mott, Dr. V. Mott, professor, Prof. Goldwin Smith.

Henry Wadsworth Longfellow wrote "The Song of Hiawatha."

John Bunyan wrote "The Pilgrim's Progress."

The subject for composition was "A Day in the Woods."

We give the following questions to illustrate our method of conducting an

+Observation Lesson+--Are city and Albany both names? What difference can you discover in meaning? What in form? Which of the names just written are class names? Which are individual names? Mention an individual name made up of two names; one of three names; one of four. How many capitals do you find in each of the names just mentioned? Mention seven words that are written without capitals as class names, and again with capitals as parts of individual names. Mention a word that is shortened, or abbreviated, by omitting all but the first, or initial, letter. Mention an abbreviation containing two letters; one containing three; one containing four. What new use of the period have you discovered in this exercise? What three words in this exercise are used together as the title of a book? What four as the title of a poem? What five as the subject of a school composition? Each of these groups may be regarded as a kind of individual name. Besides the first word, what words begin with capitals in each of these three groups? Notice that these are the principal words.

For another exercise the pupils may copy the following sentences, noting carefully capitals and punctuation marks:--

1. The city of Chicago is on Lake Michigan.
2. The steamer _City of Chicago_ sails from Jersey City.
3. The island of Cuba is under Spanish rule.
4. The Isle of Man is in the Irish Sea.
5. The Hon. Wm. E. Gladstone is an English statesman.
6. The subject for composition was "The View from my Window."
7. In the evening Aunt Mary entertained my cousin and me with stories of Uncle Remus.
8. Miss Evans--afterward Mrs. Lewes--was the author of "The Mill on the Floss."
9. We may call the Supreme Being our Heavenly Father.
10. The Old Testament points to the coming of a Messiah.
11. George I., George II., George III., George IV., and William IV. preceded Victoria.

The teacher may find the following questions suggestive:--

+Observation Lesson+.--Is _Chicago_, or _city of Chicago_ the individual name of the place mentioned in (1)? Is _Chicago_, or _City of Chicago_ the name of the steamer mentioned in (2)? Is the town mentioned in (2) named _Jersey_, or _Jersey City_? Is the body of water mentioned in (1) known as _Michigan_, or _Lake Michigan_? What is the name of the island mentioned in (3)?--in (4)? Is _Irish_, or _Irish Sea_ the name of the body of water mentioned in (4)?

Notice that _Spanish_, in (3), and _English_, in (5), are not names, or nouns. They begin with capitals, because they are derived from the individual names _Spain_ and _England_.

What names in (7) usually denote relationship? Notice that such words as _uncle, captain, professor_, etc., do not necessarily begin with capitals unless prefixed to individual names.

What group of words in (6) is treated as an individual name? What in (8)? Which words of these groups are regarded as the most important?

In (8) do you find a period after _Miss_?--after _Mrs._?

Miss is not written as an abbreviation.

What words in (9) and (10) are used as names of the Deity? What is _Old Testament_ the particular name of?

What do you discover in the names found in (11)?

For other exercises, pupils may be required to bring in lists of geographical and biographical names, titles of books, etc.

We earnestly recommend the introduction here of letter-writing to illustrate the use of capitals, abbreviations, and punctuation. (See pp. 146-161.) The writing of _headings, introductions, conclusions_, and _superscriptions_ will give most excellent practice in capitals, etc. The

body of the letter may be directed to the same end. For instance, an invitation to a friend may be accompanied by a description of the route to be taken and of the places or objects of interest to be seen on the way. Or the writer may mention some of the books he has read, with the names of the characters and of the places mentioned.

ADJECTIVES--CHOICE AND ARRANGEMENT.

Words denoting quality form a very large and important group. Our knowledge of things about us is a knowledge of their qualities. A writer's style is, to a large extent, determined by his use of adjectives. We therefore recommend special drill in the choice and the use of adjectives. The exercises given below may serve as suggestions to the teacher. Groups of adjectives like the following may be presented, the pupils being required to join them to appropriate nouns:--

Some Qualities learned directly through the Senses.

+Seeing+,

scarlet
crimson
florid
sallow
opaque
dingy
vivid
gorgeous
gaudy
variegated
verdant
transparent

+Hearing+,

audible
stunning
thundering
deafening
purling
husky
monotonous
discordant
melodious

+Smelling+,

fragrant
balmy
odorous
rancid
fetid
aromatic

+Tasting+,

acid

acrid
pungent
delicious
insipid
brackish
palatable
savory
luscious

+Feeling+.

rough
gritty
hard
keen
tepid
sultry

Pupils will find little difficulty in largely increasing the lists above.
Many other groupings may be made; as, of qualities learned by comparison, measurement, or experiment; qualities of the mind; qualities pertaining to right and wrong, etc.

Groups of nouns like the following may be made, and the pupils may be required to mention as many qualities as possible belonging to each of the things named:--

chalk
ice
brooks
clouds
water
snow
ocean
music

Pupils may mention animals properly described by the following adjectives:--

timid
fleet
cunning
ferocious
gentle
graceful
sagacious
venomous

Careless persons and those that have a meager list of adjectives at command overwork and abuse such words as--

nice, awful, horrid, splendid, elegant, lovely.

We hear of _nice mountains_, _awful pens_, _horrid ink_, _splendid pie_,

elegant beef, _lovely cheese_, etc.

Pupils may study the meaning of the six adjectives last mentioned, and use them to fill the following blanks:--

| distinction
-----+ workmanship
| calculation

| stillness
-----+ chasm
| rumbling

| child
-----+ features
| character

| palace
-----+ victory
| illumination

| manners
-----+ taste
| furniture

| deeds
-----+ dreams
| butchery

This work may very profitably be extended.

A word picture is often spoiled by using too many adjectives; as,

"A *great*, *large*, *roomy*, spacious hall";
"*Superb*, delicious, *magnificent* pumpkin-pie";
"A *stingy*, miserly, *close-fisted* fellow."

The italicized words may be omitted.

Pupils should be taught to watch for such errors, and to correct them.

Pupils may be required to copy choice selections from literature, and to note carefully capitals, punctuation, and the use of adjectives. We offer the following exercise as a specimen:--

We piled with care our nightly stack
Of wood against the chimney-back,--
The oaken log, green, huge, and thick,
And on its top the stout back-stick;
The knotty fore-stick laid apart,
And filled between with curious art
The ragged brush; then, hovering near,
We watched the first red blaze appear,

Heard the sharp crackle, caught the gleam
On whitewashed wall and sagging beam,
Until the old, rude-furnished room
Burst, flower-like, into rosy bloom.

Whittier.--Snow-Bound.

+Observation Lesson+.--Of what are the lines above a picture? Where, and in what kind of house, do you think this picture was seen?

What object is pictured by the help of five adjectives? Are the adjectives that precede the name of this object of the same rank? Are those that follow of the same rank? What noun is modified by three adjectives of different rank? What noun by three adjectives two of which are of the same rank? What difference is found in the punctuation of these several groups?

Notice how the noun crackle crackles as you pronounce it, and how the adjective sharp makes it penetrate. Notice how strong a picture is made in the two lines immediately before the last. The adjectives here used bring out the most prominent qualities of the room, and these qualities bring along with them into the imagination all the other qualities. This is what we must try to make our adjectives do.

Point out all the adjectives in the selection above, and explain the office of each.

What peculiar use of capitals do you discover in these lines of poetry?

Much that has been suggested above concerning the use of adjectives will apply to adverbs also.

ARRANGEMENT.

The following exercises are given to show how pupils may discover for themselves the natural order of words and phrases:--

- (a) Wellington defeated Napoleon at Waterloo.
- (b) William's sister Mary is an excellent musician.
- (c) Everything suddenly appeared so strangely bright.
- (d) We saw it distinctly.
- (e) We had often been there.
- (f) Napoleon was defeated at Waterloo.

+Observation Lesson+.--The words and the phrases in the sentences above stand in their Natural Order.

From (a) and (b) determine the natural order of the subject, predicate, and complement. From (b) determine the natural order of a possessive modifier, of an explanatory modifier, and of an adjective. From (c), (d), and (e) determine the several positions of an adverb joined to a verb. Determine from (c) the position of an adverb modifying an adjective or another adverb. Determine from (a) and (f) the natural order of a phrase.

Pupils may copy the following, and note the arrangement and the punctuation of the phrases:--

- (_g_) This place is endeared to me by many associations.
- (_h_) To me, this place is endeared by many associations.
- (_i_) Your answers, with few exceptions, have been correctly given.
- (_j_) He applied for the position, without a recommendation.

+Observation Lesson+.--Phrases in their natural order follow the words they modify. When two or more phrases belong to the same word, the one most closely modifying it stands nearest to it.

In the first sentence above, *_to me_* tells to whom the place is endeared; *_by many associations_* tells how it is endeared to me, and is therefore placed after to me. Try the effect of placing *_to me_* last. Phrases, like adjectives, may be of different rank.

Phrases are often transposed, or placed out of their natural order. Notice that *_to me_*, in (_h_) above, is transposed, and thus made emphatic, and that it is set off by the comma.

In (_i_), the phrase is loosely thrown in as if it were not essential, thus making a break in the sentence. To make this apparent to the eye we set the phrase off by the comma.

Place the phrase of (_i_) in three other positions, and set it off. When the phrase is at the beginning or at the end of the sentence, how many commas do you need to set it off? How many, when it is in the middle?

Do you find any choice in the four positions of this phrase? After having been told that your answers were correct, would it be a disappointment to be told that they were not all correct? Is the interest in a story best kept up by first telling the important points and then the unimportant particulars? What then do you think of placing this phrase at the end?

What does the last phrase of (_j_) modify? Take out the comma, and then see whether there can be any doubt as to what the phrase modifies.

In the placing of adverbs and phrases great freedom is often allowable, and the determining of their best possible position affords an almost unlimited opportunity for the exercise of taste and judgment.

Such questions as those on (_i_) above may suggest a mode of easy approach to what is usually relegated to the province of rhetoric. Let the pupils see that phrases may be transposed for various reasons--for emphasis, as in (_h_) above; for the purpose of exciting the reader's curiosity and holding his attention till the complete statement is made, as in (_i_) above, or in, "In the dead of night, with a chosen band, under the cover of a truce, he approached"; for the sake of balancing the sentence by letting some of the modifying terms precede, and some follow, the principal parts, as, "In 1837, on the death of William IV., Victoria succeeded to the throne"; and for other reasons.

Other selections maybe made and these exercises continued, the pupils discussing fully the effects of all possible changes.

Pupils may note the transposed words and phrases in the following sentences, explaining their office and the effect of the transposition:--

1. Victories, indeed, they were.
2. Down came the masts.
3. Here stands the man.
4. Doubtful seemed the battle.
5. Wide open stood the doors.
6. A mighty man is he.
7. That gale I well remember.
8. Behind her rode Lalla Rookh.
9. Blood-red became the sun.
10. Louder waxed the applause.
11. Him the Almighty Power hurled headlong.
12. Slowly and sadly we laid him down.
13. Into the valley of death rode the six hundred.
14. So died the great Columbus of the skies.
15. Aeneas did, from the flames of Troy, upon his shoulders, the old Anchises bear.
16. Such a heart in the breast of my people beats.
17. The great fire up the deep and wide chimney roared.
18. Ease and grace in writing are, of all the acquisitions made in school, the most difficult and valuable.

Pupils may read or write the following sentences in the transposed order, and explain the effect of the change:--

19. He could not avoid it.
20. He would not escape.
21. I must go.
22. He ended his tale here.
23. It stands written so.
24. She seemed young and sad.
25. I will make one more effort to save you.
26. My regrets were bitter and unavailing.
27. I came into the world helpless.
28. A sincere word was never utterly lost.
29. Catiline shall no longer plot her ruin.

ORDER OF INTERROGATIVE SENTENCES.

30. Who wrote the Declaration of Independence?
31. What states border on the Gulf of Mexico?
32. Whom did you see?
33. What is poetry?
34. Which course will you choose?
35. Why are the days shorter in winter?
36. When was America discovered?
37. Were you there?

38. Has the North Pole been reached?

+Observation Lesson+--When the interrogative word is subject or a modifier of it, is the order natural, or transposed? See (30) and (31) above.

When the interrogative word is object or attribute complement, or a modifier of either, what is the order? See (32), (33), and (34).

When the interrogative word is an adverb, what is the order? See (35) and (36).

When there is no interrogative word, what is the order? See (37) and (38).

The sentences above will furnish profitable review lessons in _analysis_.

REVIEW--COMPOSITION.

We suggest that, from two or more paragraphs of some interesting and instructive article, leading sentences be selected, and that the pupils be required to explain the office and the punctuation of the easier adjective and adverb phrases, to vary the arrangement in every possible way, and to discuss the effects of these changes. Then, after finding the general subject and the heading for each paragraph, the pupils may arrange these sentences and work them into a composition, making such additions as may be suggested.

RESTRICTIVE MODIFIERS--PUNCTUATION.

The chief difficulty in the punctuation of the different kinds of modifiers is in determining whether or not they are restrictive. The following examples may serve as the basis of an observation lesson:--

- (a) The words golden and orion are pleasant to the ear.
- (b) Words, the signs of ideas, are spoken and written.
- (c) Use words that are current.
- (d) Words, which are the signs of ideas, are spoken and written.
- (e) The country anciently called Gaul is now called France.
- (f) France, anciently called Gaul, derived its name from the Franks.
- (g) Glass bends easily when it is hot.
- (h) I met him in Paris, when I was last abroad.

The following explanations may be drawn from the pupils:--

In (a) the application of words is limited, or restricted, to the two words mentioned; in (c) words is restricted to a certain kind. In (b) and (d) the modifiers do not restrict. They apply to all words and simply add information. In (e) the participial phrase restricts the application of country to one particular country; but in (f) the phrase describes without limiting. The omission of the comma in (g) shows that Glass bends easily is not offered as a general statement, but that the action is restricted to a certain time or condition. When it is hot is essential to the intended meaning. The punctuation of (h) shows that the speaker does not wish to make the time of meeting a prominent or essential part of what

he has to say. The adverb clause simply gives additional information. If (_h_) were an answer to the question, When did you meet him? the comma would be omitted. The sense may be varied by the use or the omission of the comma.

Let the pupils see how incomplete the statements are when the restrictive modifiers are omitted, and that the other modifiers are not so necessary to the sense. In such expressions as _I myself, we boys_, the explanatory words are not restrictive, but they combine closely with the modified term.

ADJECTIVE CLAUSES.

Adjective clauses allow little change in position. They usually follow closely the word modified. Often they may be contracted into adjectives or into adjective phrases.

Selections from standard writers may be made with special reference to the study of adjective clauses. The position, punctuation, and choice of relatives may be noticed, and, as far as possible, the clauses may be changed into equivalent adjectives or into phrases.

ADVERB CLAUSES.

An adverb clause may stand before the independent clause, between its parts, or after it; as, "When it is hot, glass bends easily;" "Glass, when it is hot, bends easily;" "Glass bends easily when it is hot." Notice the punctuation of these examples.

Adverb clauses may be contracted in various ways. Clauses introduced by the comparatives _as_ and _than_ are usually found in an abbreviated form; as, "You are as old _as_ he (_is old);" "You are older _than_ I (_am old)."
Attention may be called to the danger of mistaking here the nominative for the objective. We suggest making selections for the study of adverb clauses.

NOUN CLAUSES.

Noun clauses may be contracted; as, "_That we should obey_ is necessary" = "_Obedience_ is necessary," or, "_To obey_ is necessary;" "I can hardly realize _that my friend is gone_" = "I can hardly realize _my friend's being gone_." By substituting _it_ for the subject clause, this clause maybe placed last and made explanatory; as, "_It_ is necessary _that we should obey_." The object clause is sometimes transposed; as, "_That my friend is gone_, I can hardly realize." The noun clause may be made prominent by introducing the independent clause parenthetically; as, "_His story_, we believe, _is exaggerated_."

Notice the punctuation of the clauses above. The noun clause used as attribute complement is generally set off by the comma. Noun clauses that are quotations need special treatment.

NOUN CLAUSES--QUOTATIONS.

We suggest the following observation lesson:--

1. Goldsmith says, "Learn the luxury of doing good."
2. Goldsmith says that we should learn the luxury of doing good.
3. "The owlet Atheism, hooting at the glorious sun in heaven, cries out, 'Where is it?'"
4. Coleridge compares atheism to an owlet hooting at the sun, and asking where it is.
5. "To read without reflecting," says Burke, "is like eating without digesting."
6. May we not find "sermons in stones and good in everything"?
7. There is much meaning in the following quotation: "Books are embalmed minds."
8. We must ask, What are we living for?
9. We must ask what we are living for.

+Observation Lesson+.--Notice that the writer of (1) has copied into his sentence (quoted) the exact language of Goldsmith. The two marks like inverted commas and the two marks like apostrophes, which inclose this copied passage (quotation), are called Quotation Marks.

Name all the differences between (1) and (2). Is the same thought expressed in both? Which quotation would you call direct? Which, indirect?

Notice that the whole of (3) is a quotation, and that this quotation contains another quotation inclosed within single marks. Notice the order of the marks at the end of (3).

Point out the differences between (3) and (4). In which is a question quoted just as it would be asked? In which is a question merely referred to? Which question would you call direct? Which, indirect? Name every difference in the form of these.

In which of the above sentences is a quotation interrupted by a parenthetical clause? How are the parts marked?

Point out a quotation that cannot make complete sense by itself. How does it differ from the others as to punctuation and the first letter?

In (7) a Colon precedes the quotation to show that it is formally introduced.

In (8) a question is introduced without quotation marks. Questions that, like this, are introduced without being referred to any particular person or persons, are often written without quotation marks. State the differences between (8) and (9).

In quoting a question, the interrogation point must stand within the quotation marks; but, when a question contains a quotation, this order is reversed. Point out illustrations above.

Sum up what you have learned. (See rules for capitals, comma, colon, and quotation marks, pp. 140-143.)

Selections written in the colloquial style and containing frequent quotations and questions may be taken from reading-books, for examination, discussion, and copying. Noun phrases may be expanded, and noun clauses contracted, transposed, etc.

INDEPENDENT CLAUSES.

Frequently independent clauses are contracted by using repeated parts but once and uniting the other parts into a compound term, as in Lesson 67.

They are also contracted by omitting such words as may be readily understood; as, "Is it true, or _not;_" "He is a philosopher, _not a poet_." For punctuation, see rules for the comma and the semicolon, p. 141.

REVIEW--COMPOSITION.

We recommend that the teacher select some short article containing valuable information and break up each paragraph into short, disconnected expressions. One paragraph at a time may be put on the board for the pupils to copy. The general subject may be given, and the pupils may be required to find a proper heading for the paragraph. The different ways of connecting the expressions may be discussed in the class. By contracting, expanding, transposing, and by substituting entirely different words, a great variety of forms may be had. (The forms found in the "Example," p. 144, and the list of connectives, p. 190, may be helpful.) The pupils may then combine the different paragraphs into a composition. For the explanation of _paragraph_, see p. 145, and Exercises for Composition in the Supplement.

We give below material for one composition:--

Frog's spawn found in a pond. At first like a mass of jelly. Eggs can be distinguished.

In a few days curious little fish are hatched. These "tadpoles" are lively. Swim by means of long tails. Head very large--out of proportion. Appearance of all head and tail. This creature is a true fish. It breathes water-air by means of gills. It has a two-chambered heart.

Watch it day by day. Two little gills seen. These soon disappear. Hind legs begin to grow. Tail gets smaller. Two small arms, or forelegs, are seen. Remarkable change going on inside. True lungs for breathing air have been forming. Another chamber added to the heart.

As the gills grow smaller, it finds difficulty in breathing water-air. One fine day it pokes its nose out of the water. Astonished (possibly) to find that it can breathe in the air. A new life has come upon it. No particular reason for spending all its time in water; crawls out upon land; sits down upon its haunches; surveys the world. It is no longer a fish; has entered upon a higher stage of existence; has become a frog.

This work of analyzing a composition to find the leading thoughts under which the other thoughts may be grouped is in many ways a most valuable

discipline.

It teaches the pupil to compare, to discriminate, to weigh, to systematize, to read intelligently and profitably.

The reading-book will afford excellent practice in finding heads for paragraphs. Such work is an essential preparation for the reading-class.

This composition work should serve as a constant review of all that has been passed over in the text-book.

ADJECTIVE COMPLEMENTS AND ADVERBS.

It is often difficult to distinguish an adjective complement from an adverb modifier. We offer the following explanation:--

"Mary arrived safe." As we here wish to tell the condition of Mary on her arrival, and not the manner of her arriving, we use safe, not safely. "My head feels bad" (is in a bad condition, as perceived by the sense of feeling). "The sun shines bright" (is bright--quality,--as perceived by its shining).

You must determine whether you wish to tell the quality of the thing named or the manner of the action.

When the idea of being is prominent in the verb, as in the examples above, you see that the adjective, and not the adverb, follows.

Let the pupils show that the following adjectives and adverbs are used correctly:--

1. I feel sad.
2. I feel deeply.
3. I feel miserable.
4. He appeared prompt and willing.
5. He appeared promptly and willingly.
6. She looks beautiful.
7. She sings beautifully.

PAST PARTICIPLES AND PREDICATE VERBS DISTINGUISHED.

When the past tense and the past participle differ in form, they are often confounded in use; as,

I done it;
I seen it.

Pupils may be required to construct short sentences, oral or written, using the Past forms found in Lesson 91 as predicates, and the Past Participle forms either as modifiers or as completing words in compound verbs.

They may be led to some such conclusion as the following:--

The Past is always an asserting, or predicate, word; the Past Participle never asserts, but is used as an adjective modifier or as the completing word of a compound verb; the Present may be used as a predicate or as an infinitive.

Exercises like the following may be copied, and repeated aloud:--

1. Lay down your pen.
2. Lie down, Rover.
3. I laid down my pen.
4. The dog then lay down.
5. I have laid down my pen.
6. The dog has lain down.
7. Set the pail down.
8. Sit down and rest.
9. I then set it down.
10. I sat down and rested.
11. I have set it down.
12. I have sat down.
13. My work was laid aside.
14. I was lying down.
15. The trap was set by the river.
16. I was sitting by the river.
17. The garment sits well.
18. The hen sits on her eggs.
19. He came in and lay down.
20. The Mediterranean lies between Europe and Africa.

Notice that we may speak of laying something or setting something, or may say that something is laid or is set; but we cannot speak of lying or sitting something, or of something being lain or sat. Set, in some of its meanings, is used without an object; as, "The sun set;" "He set out on a journey."

Lay, the present of the first verb, and lay, the past of lie, may easily be distinguished by the difference in meaning and in the time expressed.

POSSESSIVE FORMS.

Pupils may be required to copy such forms as the following:--

The sailor's story; the farmer's son; the pony's mane; the monkey's tail; a day's work; James's book; a cent's worth; a man's wages; the child's toys; the woman's hat; the sailors' stories; the farmers' sons; the ponies' manes; the monkeys' tails; three days' work; five cents' worth; two men's wages; those children's toys; women's hats.

This may be continued till the pupils are able to form some such statement as the following:--

('s) and (') are the possessive signs, (') being used when s has

been added to denote more than one, ('s_) in other cases.

Such expressions as the following may be copied:--

Dombey and Son's business; J. J. Little & Co.'s printing-house; William the Conqueror's reign; Houghton, Mifflin, and Company's publications.

This may be continued till the pupils learn that, when a group of words may be treated as a compound name, the possessive sign is added to the last word only.

THE OBJECTIVE COMPLEMENT.

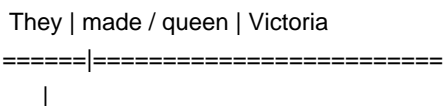
The treatment of the objective complement may be introduced in a review course, when the class is sufficiently mature. The following explanation may aid some teachers:--

In "It made him _sad_," _made_ does not fully express the action performed upon him--not "_made_ him," but "_made sad_ (saddened) him." _Sad_ helps _made_ to express the action, and also denotes a quality which as the result of the action belongs to the person represented by the object _him_.

Whatever completes the predicate and belongs to the object we call an _Objective Complement_.

Nouns, infinitives, and participles may also be used in the same way; as,

- "They made Victoria _queen_,"
- "It made him _weep_,"
- "It kept him _laughing_."



+Explanation+--The line that separates _made_ from _queen_ slants toward the object complement to show that _queen_ belongs to the object.

A noun or pronoun used as objective complement is in the objective case.

The teacher may here explain such constructions as, "I proved it to be _him_," in which _it_ is object complement and _to be him_ is objective complement. _Him_, the attribute complement of _be_, is in the objective case because _it_, the assumed subject of _be_, is objective. Let the pupils compare "I proved it to be _him_" with "I proved that it was _he_;" "_Whom_ did you suppose it to be?" with "_Who_ did you suppose it was?" etc.

NOUNS AS ADVERB MODIFIERS.

The following uses of nouns and pronouns, not found in the preceding Lessons, may be introduced in a review course.

1. He gave John a book.
2. He bought me a book.

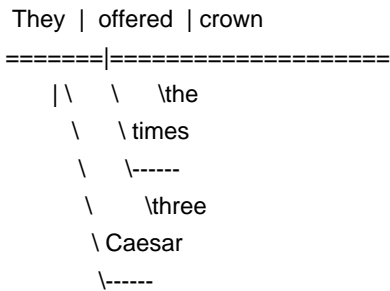
John and me, as here used, are generally called Indirect Objects. The "indirect object" names the one to or for whom something is done. We treat these words as phrase modifiers without the preposition. If we change the order, the preposition must be supplied; as, "He gave a book to John;" "He bought a book for me."

Nouns denoting measure, quantity, weight, time, value, distance, or direction may be used adverbially, being equivalent to phrase modifiers without the preposition; as,

1. We walked four miles an hour.
2. It weighs one pound.
3. It is worth a dollar.
4. The wall is ten feet, six inches high.
5. I went home that way.

The following diagram will illustrate both the "indirect object" and the "noun of measure:"--

They offered Caesar the crown three times.



+Explanation+.--Caesar (the "indirect object") and times (denoting measure) stand in the diagram on lines representing the principal words of prepositional phrases.

SCHEMES FOR REVIEW.

These schemes will be found very helpful in a general review. The pupils should be able to reproduce them, omitting the Lesson numbers.

Scheme for the Sentence.

(The numbers refer to Lessons.)

PARTS.

+Subject+.

Noun or Pronoun (6, 14, 19).

Phrase (49).

Clause (61).

+Predicate+

Verb (6,16).

+Complements+

Object.

Noun or Pronoun (39).

Phrase (49).

Clause (61).

Attribute.

Adjective (39).

Noun or Pronoun (42).

Phrase.

Clause (61).

+Modifiers+

Adjectives (20, 22).

Adverbs (24, 27).

Participles (48).

Nouns and Pronouns (53).

Phrases (31, 48, 49).

Clauses (57, 59).

+Connectives+

Conjunctions (35, 36, 62).

Pronouns (57).

Adverbs (59).

+Independent Parts (36, 64)+.

+Classes+--+Meaning+.--Declarative, Interrogative, Imperative,
Exclamatory (63).

+Classes+--+Form+.--Simple, Complex, Compound (57, 62).

Scheme for the Noun.

(_The numbers refer to Lessons_.)

NOUN (14).

+Uses+

Subject (6).

Object Complement (39).

Attribute Complement (42).

Adjective Modifier (53).

Prin. word in Prep. Phrase (34).

Independent (64).

+Classes+

Common (71).

Proper (71).

+Modifications+

Number

Singular (78, 79).

Plural (78, 79).

+Gender+.

Masculine (80).

Feminine (80).

Neuter (80).

+Person+.

First (81-83).

Second (81-83).

Third (81-83).

+Case+.

Nominative (81-85).

Possessive (81-85).

Objective (81-85).

Scheme for the Pronoun.

PRONOUNS.

+Uses+.--Same as those of the Noun.

+Classes+.

Personal (71, 72).

Relative (71, 72).

Interrogative (71, 72).

Adjective (71, 72).

+Modifications+.--Same as those of the Noun

(78, 80, 81, 82, 83, 85, 95).

Scheme for the Verb.

(_The numbers refer to Lessons_.)

VERB.

+Uses+

To _assert_ action, being, or state.--Predicate (6, 16).

To _assume_ action, being, or state. Participles (48).

Infinitives (49).

+Classes+.

Form.

Regular (74).

Irregular (74, 91).

Meaning.

Transitive (74),

Intransitive (74).

+Modifications+.

Voice.

Active (89).

Passive (89).

Mode.

Indicative (90-94).

Potential (90-94).

Subjunctive (90-94).

Imperative (90-94).

Tense.

Present (90-94).

Past (90-94).

Future (90-94).

Present Perfect (90-94).

Past Perfect (90-94).

Future Perfect (90-94).

Number.

Singular (90, 92-95).

Plural (90, 92-95).

Person.

First (90, 92-95).

Second (90, 92-95).

Third (90, 92-95).

+Participles+.--

Classes.

Present (90-94, 96, 98).

Past (90-94, 96, 98).

Past Perfect (90-94, 96, 98).

+Infinitives+.--

Tenses.

Present (90, 92-94).

Present Perfect (90, 92-94).

Scheme for the Adjective.

(_The numbers refer to Lessons.)_

ADJECTIVE.

+Uses+.

Modifier (20, 23).

Attribute Complement (39).

+Classes+.

Descriptive (73).

Definitive (73).

+Modification+.--Comparison.

Pos. Deg. (87, 88).

Comp. Deg. (87, 88).

Sup. Deg. (87, 88).

Scheme for the Adverb.

ADVERB.

+Classes+.

Time (75).

Place (75).

Degree (75).

Manner (75).

+Modification+--Comparison.

Pos. Deg. (87, 88).

Comp. Deg. (87, 88).

Sup. Deg. (87, 88).

+Schemes for the Conj., Prep., and Int+.

THE CONJUNCTION.--

+Classes+.

Co-ordinate (36, 76). No Modifications.

Subordinate (36, 76). No Modifications.

THE PREPOSITION (34, 41).--No Classes. No Modifications.

THE INTERJECTION (36).--No Classes. No Modifications.

+Model for Written Parsing adapted to all Parts of Speech+.--_Oh! it has a voice for those who on their sick beds lie and waste away_.

CLASSIFICATION. MODIFICATIONS. SYNTAX.

Sentence.

Oh! Class: Int. Voice: Independent.

Sub-C.: Mode:

Tense:

Per.:

Num.:

Gen.:

Case:

Deg. of

Comp.:

it Class: Pro. Voice: Sub. of _has_.

Sub-C.: Per. Mode:

Tense:

Per.: 3d.

Num.: Sing.

Gen.: Neut.

Case: Nom.

Deg. of

Comp.: Pred. of _it_.

has Class: Vb. Voice: Act.

Sub-C.: Ir., Tr. Mode: Ind.

Tense: Pres.
Per.: 3d.
Num.: Sing.
Gen.:
Case:
Deg. of
Comp.:

a Class: Adj. Voice: Mod. of _voice_.
Sub-C.: Def. Mode:
Tense:
Per.:
Num.:
Gen.:
Case:
Deg. of
Comp.: ----

voice Class: N. Voice: Obj. Com. of _has_.
Sub-C.: Com. Mode:
Tense:
Per.: 3d.
Num.: Sing.
Gen.: Neut.
Case: Obj.
Deg. of
Comp.:

for Class: Prep. Voice: Shows Rel. of
Sub-C.: Mode: _has_ to
Tense: _those_.
Per.:
Num.:
Gen.:
Case:
Deg. of
Comp.:

those Class: Pro. Voice: Prin. word after
Sub-C.: Adj. Mode: _for_.
Tense:
Per.: 3d.
Num.: Plu.
Gen.: M. or F.
Case: Obj.
Deg. of
Comp.:

who Class: Pro. Voice: Sub. of _lie_ and
Sub-C.: Rel. Mode: _waste_.

Tense:
Per.: 3d.
Num.: Plu.
Gen.: M.or F.
Case: Nom.
Deg. of
Comp.:

on Class: Prep. Voice: Shows Rel. of _lie_
Sub-C.: Mode: to _beds_.
Tense:
Per.:
Num.:
Gen.:
Case:
Deg. of
Comp.:

their Class: Pro. Voice: Pos. Mod. of
Sub-C.: Per. Mode: _beds_.
Tense:
Per.: 3d.
Num.: Plu.
Gen.: M.or F.
Case: Pos.
Deg. of
Comp.:

sick Class: Adj. Voice: Mod. of _beds_.
Sub-C.: Des. Mode:
Tense:
Per.:
Num.:
Gen.:
Case:
Deg. of
Comp.: Pos.

beds Class: N. Voice: Prin. word after
Sub-C.: Com. Mode: _on_.
Tense:
Per.: 3d.
Num.: Plu.
Gen.: Neut.
Case: Obj.
Deg. of
Comp.:

lie Class: Vb. Voice: ---- Pred. of _who_.
Sub-C.: Ir., Int. Mode: Ind.
Tense: Pres.
Per.: 3d.
Num.: Plu.

Gen.:
Case:
Deg. of
Comp.:

and Class: Conj. Voice: Con. _lie_ and
 Sub-C.: Co-or. Mode: _waste_.
 Tense:
 Per.:
 Num.:
 Gen.:
 Case:
 Deg. of
 Comp.:

waste Class: Vb. Voice: ---- Pred. of _who_.
 Sub-C.: Reg., Int. Mode: Ind.
 Tense: Pres.
 Per.: 3d.
 Num.: Plu.
 Gen.:
 Case:
 Deg. of
 Comp.:

away. Class: Adv. Voice: Mod. of _waste_.
 Sub-C.: Place Mode:
 Tense:
 Per.:
 Num.:
 Gen.:
 Case:
 Deg. of
 Comp.: ----

For exercises in general parsing, select from the preceding Lessons on Analysis.

LIST OF CONNECTIVES.

+Remark+.--Some of the connectives below are conjunctions proper; some are relative pronouns; and some are adverbs or adverb phrases, which, in addition to their office as modifiers, may, in the absence of the conjunction, take its office upon themselves, and connect the clauses.

CO-ORDINATE CONNECTIVES.

+_Copulative+_.--_And, both...and, as well as_, [Footnote: The _as well as_ in "He, _as well as_ I, went"; and not that in "He is _as well as_ I am."] are conjunctions proper. Accordingly, _also, besides, consequently, furthermore, hence, likewise, moreover, now, so, then_, and _therefore_ are conjunctive adverbs.

+_Adversative_+.--_But_ and _whereas_ are conjunctions proper. However, _nevertheless, notwithstanding, on the contrary, on the other hand, still_, and _yet_ are conjunctive adverbs.

+_Alternative_+.--_Neither, nor, or, either... or_, and _neither...nor_ are conjunctions proper. _Else_ and _otherwise_ are conjunctive adverbs.

SUBORDINATE CONNECTIVES.

Connectives of Adjective Clauses.

That, what, whatever, which, whichever, who, and _whoever_ are relative pronouns. _When, where, whereby, wherein_, and _why_ are conjunctive adverbs.

Connectives of Adverb Clauses.

Time.--_After, as, before, ere, since, till, until, when, whenever, while_, and _whilst_ are conjunctive adverbs.

Place.--_Whence, where_, and _wherever_ are conjunctive adverbs.

Degree.--_As, than, that_, and _the_ are conjunctive adverbs, correlative, with adjectives or adverbs.

Manner.--_As_ is a conjunctive adverb, correlative often with an adjective or an adverb.

Real Cause.--_As, because, for, since_, and _whereas_ are conjunctions proper.

Reason.--_Because, for_, and _since_ are conjunctions proper.

Purpose.--_In order that, lest_ (= _that not_) _that_, and _so that_ are conjunctions proper.

Condition.--_Except, if, in case that, on condition that, provided, provided that_, and _unless_ are conjunctions proper.

Concession.--_Although, if_ (= _even if_), _notwithstanding, though_, and _whether_ are conjunctions proper. _However_ is a conjunctive adverb.

Whatever, whichever, and _whoever_ are relative pronouns used indefinitely.

+Connectives of Noun Clauses+.

If, lest, that, and _whether_ are conjunctions proper. _What, which_, and _who_ are pronouns introducing questions; _how, when, whence, where_, and _why_ are conjunctive adverbs.

ABBREVIATIONS.

+Remarks+.--Few abbreviations are allowable in ordinary composition. They are very convenient in writing lists of articles, in scientific works, and wherever certain terms frequently occur.

Titles prefixed to proper names are generally abbreviated, except in addressing an officer of high rank. Titles that immediately follow names are almost always abbreviated.

Names of women are not generally abbreviated except by using an initial for one of two Christian names.

Abbreviations that shorten only by one letter are unnecessary; as, _Jul._ for "July," _Jno._ for "John," _da._ for "day," etc.

1_st_, 2_d_, 3_d_, 4_th_, etc., are not followed by the period. They are not treated as abbreviations.

@, At.

+A. B.+ or +B. A.+ (_Artium Baccalaureus_), Bachelor of Arts.

+Acct., acct.+, or +a/c+, Account.

+A. D.+ (_Anno Domini_), In the year of our Lord.

+Adjt.+, Adjutant.

+Aet.+ or +aet.+ (aetatis), Of age, aged.

+Ala.+, Alabama.

+Alex.+, Alexander.

+A. M.+ or +M. A.+ (_Artium Magister_), Master of Arts.

+A. M.+ (_ante meridiem_), Before noon.

+Amt.+, Amount.

+And.+, Andrew.

+Anon.+, Anonymous.

+Ans.+, Answer.

+Anth.+, Anthony.

+Apr.+, April.

+Arch.+, Archibald.

+Ark.+, Arkansas.

+Arizona+ or +Ariz.+, Arizona Territory.

+Atty.+, Attorney.

+Atty.-Gen.+, Attorney-General.

+Aug.+, August; Augustus.

+Av.+ or +Ave.+, Avenue.

+Avoir.+, Avoirdupois.

+Bart.+, Baronet.

+bbl.+, Barrels.

+B. C.+, Before Christ.

+Benj.+, Benjamin.

+Brig.-Gen.+, Brigadier-General.

+B. S.+, Bachelor of Science.

+bu.+, Bushels.

+c+ or +ct.+, Cents.

+Cal.+, California.

+Cap.+, Capital. +Caps.+, Capitals.

+Capt.+, Captain.
+C. E.+, Civil Engineer.
+cf.+ (_confer_), Compare.
+Chas.+, Charles.
+Chron.+, Chronicles.
+Co.+, Company; County.
+c/o+, In care of.
+C. O. D.+, Collect on delivery.
+Col.+, Colonel; Colossians.
+Coll.+, College; Collector.
+Conn.+, Connecticut.
+Colo+, or +Col.+, Colorado.
+Cr.+, Credit; Creditor.
+cub. ft.+, Cubic feet.
+cub. in.+, Cubic inches.
+cwt.+, Hundred-weight.
+d.+, Days; Pence.
+Danl.+ or +Dan.+, Daniel.
+D. C.+, District of Columbia.
+D. C. L.+, Doctor of Civil Law.
+D. D.+ (_Divinitatis Doctor_), Doctor of Divinity.
+D. D. S.+, Doctor of Dental Surgery.
+Dec.+, December.
+Del.+, Delaware.
+Deut.+, Deuteronomy.
+D. G.+ (_Dei gratia_), By the grace of God.
+Dist.-Atty.+, District-Attorney.
+D. M.+, Doctor of Music.
+do.+ (_ditto_), The same.
+doz.+, Dozen.
+Dr.+, Doctor; Debtor.
+D. V.+ (_Deo volente_), God willing.
+E.+, East.
+Eben.+, Ebenezer.
+Eccl.+, Ecclesiastes.
+Ed.+, Edition; Editor.
+Edm.+, Edmund.
+Edw.+, Edward.
+e. g.+ (_exempli gratia_), For example.
+E. N. E.+, East-northeast.
+Eng.+, English; England.
+Eph.+, Ephesians; Ephraim.
+E. S. E.+, East-southeast.
+Esq.+, Esquire.
+et al.+ (_et alibi_), And elsewhere.
+et al.+ (_et alii_), And others.
+et seq.+ (_et sequentiia_), And following.
+etc.+ or +&c.+ (et caetera), And others; And so forth.
+Ex.+, Example; Exodus.
+Ez.+, Ezra.
+Ezek.+, Ezekiel.
+Fahr.+ or +F.+, Fahrenheit (thermometer).
+Feb.+, February.

+Fla.+, Florida.
+Fr.+, French; France.
+Fran.+, Francis.
+Fred.+, Frederic.
+Fri.+, Friday.
+ft.+, Feet.
+Ft.+, Fort.
+fur.+, Furlong.
+Ga.+, Georgia.
+Gal.+, Galatians.
+gal.+, Gallons.
+Gen.+, General; Genesis.
+Geo.+, George.
+Gov.+, Governor.
+gr.+, Grains.
+h.+, Hours.
+Hab.+, Habakkuk.
+Hag.+, Haggai.
+H. B. M.+, His (or Her) Britannic Majesty.
+hdkf.+, Handkerchief.
+Heb.+, Hebrews.
+H. H.+, His Holiness (the Pope).
+hhd.+, Hogsheads.
+H. M.+, His (or Her) Majesty.
+Hon.+, Honorable.
+Hos.+, Hosea.
+H. R. H.+, His (or Her) Royal Highness.
+ib.+ or +ibid+, (_ibidem_), In the same place.
+id.+ (_idem_), The same.
+Idaho+, Idaho.
+i.e.+ (_id est_), That is.
+I. H. S.+ (_Jesus hominum Salvator_), Jesus, the Savior of Men.
+Ill.+, Illinois.
+in.+, Inches.
+incog.+ (i_ncognito_), Unknown.
+Ind.+, Indiana.
+Ind. T.+, Indian Territory.
+inst.+, Instant, the present month.
+Iowa+ or +Io.+, Iowa.
+I. O. O. F.+, Independent Order of Odd Fellows.
+Isa.+, Isaiah.
+Jac.+, Jacob.
+Jan.+, January.
+Jas.+, James.
+Jer.+, Jeremiah.
+Jona.+, Jonathan.
+Jos.+, Joseph.
+Josh.+, Joshua.
+Jr.+ or +Jun.+, Junior.
+Judg.+, Judges.
+Kans.+ or +Kan.+, Kansas.
+Ky.+, Kentucky.
+l.+, Line; ll., Lines.

+l.+ or +lb.+, Pounds sterling.
+La.+, Louisiana.
+Lam.+, Lamentations.
+L.+, Latin.
+lb.+ or lb-. (_libra_ or _librae_), Pound or pounds in weight.
+l.c.+, Lower case (small letter).
+Lev.+, Leviticus.
+L. I.+, Long Island.
+Lieut.+, Lieutenant.
+LL. B.+(_Legum Baccalaureus_), Bachelor of Laws.
+LL. D.+ (_Legum Doctor_), Doctor of Laws.
+M.+ or +Mons.+, Monsieur.
+M.+ (_meridies_), Noon.
+m.+, Miles; Minutes.
+Mad.+, Madam. +Mme.+, Madame.
+Maj.+, Major.
+Mal.+, Malachi.
+Mar.+, March.
+Mass.+, Massachusetts.
+Matt.+, Matthew.
+M. C.+, Member of Congress.
+M. D.+ (_Medicinae Doctor_), Doctor of Medicine.
+Md.+, Maryland.
+mdse.+, Merchandise.
+Me.+, Maine.
+Mem.+, Memorandum; Memoranda.
+Messrs.+, Messieurs.
+Mic.+, Micah.
+Mgr.+, Monseigneur.
+Mich.+, Michigan; Michael.
+Minn.+, Minnesota.
+Miss.+, Mississippi.
+Mlle.+, Mademoiselle.
+Mmes.+, Mesdames.
+Mo.+, Missouri.
+mo.+, Months.
+Mon.+, Monday.
+M. P.+, Member of Parliament.
+Mont.+, Montana.
+Mr.+, Mister.
+Mrs.+, Mistress (pronounced Missis).
+MS.+, Manuscript.
+MSS.+, Manuscripts.
+Mt.+, Mountain.
+N.+, North.
+N. A.+, North America.
+Nath.+, Nathaniel.
+N. B.+ (_nota bene_), Mark well.
+N. C.+, North Carolina.
+N. Dak.+, North Dakota.
+N. E.+, New England.
+N. E.+, Northeast.
+Nebr.+ or +Neb.+, Nebraska.

+Neh.+, Nehemiah.
+Nev.+, Nevada.
+N. H.+, New Hampshire.
+N. J.+, New Jersey.
+N. Mex.+ or +N. M.+, New Mexico.
+N. N. E.+, North-northeast.
+N. N. W.+, North-northwest.
+N. O.+, New Orleans.
+No.+ (_numero_), Number.
+Nov.+, November.
+N. W.+, Northwest.
+N. Y.+, New York.
+Obad.+, Obadiah.
+Oct.+, October.
+Ohio+ or +O.+, Ohio.
+Oreg.+ or +Or.+, Oregon.
+Oxon.+ (_Oxonia_), Oxford.
+oz.+, Ounces.
+p.+, Page, +pp.+, Pages.
+Pa.+ or +Penn.+, Pennsylvania.
+Payt.+ or +payt.+, Payment.
+per cent+, or +per ct.+ (_per centum_) or %, By the hundred.
+Ph. D.+ (_Philosophiae Doctor_), Doctor of Philosophy.
+Phil.+, Philip; Philippians.
+Phila.+, Philadelphia.
+pk.+, Pecks.
+P. M.+, Postmaster.
+P. M.+ or +p. m.+ (_post meridiem_), Afternoon.
+P. O.+, Post-Office.
+Pres.+, President.
+Prof.+, Professor.
+Pro tem.+ (_pro tempore_), For the time being.
+Prov.+, Proverbs.
+prox.+ (_proximo_), The next month.
+P. S.+, Postscript.
+Ps.+, Psalms.
+pt.+, Pints.
+pwt.+, Pennyweights.
+qt.+, Quarts.
+q. v.+ (_quod vide_), Which see.
+Qy.+, Query.
+rd.+, Rods.
+Recd.+, Received.
+Rev.+, Reverend; Revelation.
+R. I.+, Rhode Island.
+Robt.+, Robert.
+Rom.+, Romans (Book of); Roman letters.
+R. R.+, Railroad.
+R. S. V. P.+ (_Repondez s'il vous plait_), Answer, if you please.
+Rt. Hon.+, Right Honorable.
+Rt. Rev.+, Right Reverend.
+S.+, South.
+s.+, Shillings.

+S. A.+, South America.
+Saml.+ or +Sam.+, Samuel.
+Sat.+, Saturday.
+S. C.+, South Carolina.
+S. Dak.+, South Dakota.
+S. E.+, Southeast.
+Sec.+, Secretary.
+sec.+, Seconds.
+Sep.+ or +Sept.+, September.
+Sol.+, Solomon.
+sq. ft.+, Square feet.
+sq. in.+, Square inches.
+sq. m.+, Square miles.
+S. S. E.+, South-southeast.
+S. S. W.+, South-southwest.
+St.+, Street; Saint.
+S. T. D.+ (_Sacrae Theologiae Doctor_), Doctor of Divinity.
+Sun.+, Sunday.
+Supt.+, Superintendent.
+S. W.+, Southwest.
+T.+, Tons; Tuns.
+Tenn.+, Tennessee.
+Tex.+, Texas.
+Theo.+, Theodore.
+Theoph.+, Theophilus.
+Thess.+, Thessalonians,
+Thos.+, Thomas.
+Thurs.+, Thursday.
+Tim.+, Timothy.
+tr.+, Transpose.
+Treas.+, Treasurer.
+Tues.+, Tuesday.
+ult.+ (_ultimo_), Last--last month.
+U. S.+ or +U. S. A.+, United States of America; United States Army.
+U. S. M.+, United States Mail.
+U. S. N.+, United States Navy.
+Utah+ or +U. Ter.+, Utah Territory.
+Va.+, Virginia.
+Vice-Pres.+, Vice-President.
+viz.+ (_videlicet_), To wit, namely.
+vol.+, Volume.
+vs.+ (_versus_), Against.
+Vt.+, Vermont.
+W.+, West.
+Wash.+, Washington.
+Wed.+, Wednesday.
+Wis.+, Wisconsin.
+wk.+, Weeks.
+Wm.+, William.
+W. N. W.+, West-northwest.
+W. S. W.+, West-southwest.
+W. Va.+, West Virginia.
+Wyo.+, Wyoming.

+Xmas., Christmas.
+yd., Yards.
+y. or +yr., Years.
+Zech., Zechariah.
+& Co., And Company.

SUPPLEMENT.

+Exercises on the Composition of the Sentence and the Paragraph+.

SELECTION FROM DARWIN.

Morren says that angleworms often lie for hours almost motionless close beneath the mouths of their burrows. I have occasionally noticed the same fact with worms kept in pots in the house; so that by looking down into their burrows their heads could just be seen. If the ejected earth or rubbish over the burrows be suddenly removed, the end of the worm's body may very often be seen rapidly retreating.

This habit of lying near the surface leads to their destruction to an immense extent. Every morning, during certain seasons of the year, the thrushes and blackbirds on all the lawns throughout the country draw out of their holes an astonishing number of worms; and this they could not do unless they lay close to the surface.

It is not probable that worms behave in this manner for the sake of breathing fresh air, for they can live for a long time under water. I believe that they lie near the surface for the sake of warmth, especially in the morning; and we shall hereafter find that they often coat the mouths of their burrows with leaves, apparently to prevent their bodies from coming into close contact with the cold, damp earth.

+The Uses of Words and Groups of Words+.--We will break up Mr. Darwin's first group of sentences into single sentences or single statements, each having but one predicate verb.

1. Angleworms often lie for hours almost motionless close beneath the mouths of their burrows. 2. Morren says this. 3. I have occasionally noticed the same fact with worms kept in pots in the house. 4. By looking down into their burrows their heads could just be seen. 5. The ejected earth or rubbish over the burrows may suddenly be removed. 6. The end of the worm's body may then very often be seen rapidly retreating.

Find the two chief words (subject and predicate) in 1. What does often do? What does the group of words for hours do? The group almost motionless describes what things? The group close beneath the mouths of their burrows, used like a single adverb, tells what? Find the two chief words in 2. This helps out the meaning of says, but it is not an adverb. This is here a pronoun standing for the thing said. What whole sentence does this take the place of? Find the subject and the predicate verb in 3. What noun follows this verb to tell what Mr. Darwin noticed? What does occasionally do? What does same go with? What group of eight words tells in what way Mr. Darwin noticed this fact? Find the unmodified

subject and predicate in 4. What does the second *_their_* go with? What does *_by looking down into their burrows_* tell? What does *_just_* do? In 5, put *_what_* before *_may be removed_*, and find two words either of which may be used as subject. What is the office of *_the_*, *_ejected_*, and the group *_over the burrows_*? What does *_suddenly_* do? Find the subject and the predicate verb in 6. *_Retreating_* helps out the meaning of the predicate and at the same time modifies the subject. Notice that *_the end rapidly retreating_* is not a sentence, nor is *_worms kept in pots_*, in 3. *_Retreating_* and *_kept_* here express action, but they are not predicates; they do not assert. You learned in Lesson 16 that certain forms of the verb do not assert. *_Of the worm's body_* modifies what? *_Then_* and *_very often_* do what?

If you will compare these numbered sentences with Mr. Darwin's, you will see how two or more sentences are put together to make one longer sentence. You see Mr. Darwin puts our sentence 1 after *_says_* to tell what Morren says. What word here helps to bring two sentences together? Change this sentence about so as to make *_says Morren_* come last. See how many other changes you can make in the arrangement of the words and groups of words in this sentence. What two words are used to join 3 and 4 together? Notice that these sentences are not joined so closely as 1 and 2, as is shown by the semi-colon. Notice that *_if_* has much to do in joining 5 and 6. These are more closely joined than 3 and 4, but not so closely as 1 and 2. How is this shown by the punctuation? Put 5 and 6 together and change their order. Find, if you can, still another arrangement.

+To the Teacher+.--It is very important that pupils should learn to see words in groups and to note their offices. If difficulties and technicalities be avoided, such exercises as we suggest above may be begun very early. They will lead to an intelligent observation of language and will prepare the way for the more formal lessons of the text-book.

If time can be had, such exercises may profitably be continued through the second and third paragraphs of the selection above.

We have said elsewhere that the sentence exercises on this selection from Darwin may follow Lesson 30, but the teacher must determine.

+The Paragraph+.--If we write about only one thing, or one point, our sentences will be closely related to each other. If we write on two or more points, there will be two or more sets of sentences--the sentences of each set closely related to one another, but the sets themselves not so closely related. A group of sentences expressing what we have to say on a single point, or division, of our subject is called a *+paragraph+*. How many paragraphs do you find in the selection above? How are they separated on the page?

Let us examine this selection more carefully to find whether the sentences of each group are all on a single point and closely related, and whether the groups themselves are related. Do the sentences of the first paragraph all help to tell of a certain habit of angleworms? Do the sentences of the second paragraph tell what results from this habit? Do the sentences of the third paragraph tell what is thought to be the cause of this habit? If you

can say yes to these questions, the sentences in each paragraph must be closely related. Are a habit, a result of it, and a cause of it related in thought, or meaning? If so, the paragraphs are related.

You must now see that paragraphing helps both the reader and the writer, and that we should master it.

+The Style+.--We shall not here say much about what we may call the style of the author--his way of putting his thought, or manner of expressing it. But this you will notice: his words are few, plain, and simple; the arrangement of them is easy; and so what is said is said clearly. You are nowhere in doubt about his meaning unless it be in the second paragraph. It may puzzle you to see what their, they, and they in the second sentence of this paragraph stand for. Let an astonishing number of worms and out of their holes change places, and substitute birds and worms for they and they, and see whether the meaning would be clearer. Clearness is worth all it costs. You cannot take too much pains to be understood.

+First-hand Knowledge+.--As you know, we get our knowledge in two ways. We get it by seeing and by thinking about what we see; and we get it by listening to other people and reading what they have written. What we get by seeing, by observation, is first-hand knowledge; what we get from others is second-hand knowledge. Both kinds are useful; we cannot have too much of either. But the kind that it does us most good to get and is worth most to us when got is first-hand knowledge. This especially is the kind which you should make your compositions of. In the first two paragraphs of the selection above, Darwin is telling what he saw, and in the third he is explaining what he saw. That is why what he says is so fresh and interesting.

And just one thing more. If such a man as Charles Darwin thought it worth his while to spend much time in studying and experimenting upon angleworms and then to write a large book about them, surely you need not think anything in nature beneath your notice.

ORIGINAL COMPOSITION.

Tell in two or three short paragraphs what you have observed of some worm, insect, or other creature, and what you think about it.

+To the Teacher+.--We suggest that what is said above be read by the pupils and discussed in the class, and that the substance of it be reproduced in the pupils' own language. Such reproduction will serve as a lesson in oral composition.

It may be profitable for the pupils to reproduce the selection from Darwin.

+Exercises on the Composition of the Sentence and the Paragraph+.

SELECTION FROM HABBERTON--"HELEN'S BABIES."

The whistles completed, I was marched with music to the place where the

"Jacks" grew. It was just such a place as boys delight in--low, damp, and boggy, with a brook hidden away under overhanging ferns and grasses.

1. The children knew by sight the plant that bore the "Jacks," and every discovery was announced by a piercing shriek of delight. 2. At first I looked hurriedly toward the brook as each yell clove the air; but, as I became accustomed to it, my attention was diverted by some exquisite ferns. 3. Suddenly, however, a succession of shrieks announced that something was wrong, and across a large fern I saw a small face in a great deal of agony. 4. Budge was hurrying to the relief of his brother, and was soon as deeply imbedded as Toddie was in the rich, black mud at the bottom of the brook. 5. I dashed to the rescue, stood astride the brook, and offered a hand to each boy, when a treacherous tuft of grass gave way, and, with a glorious splash, I went in myself.

This accident turned Toddie's sorrow to laughter, but I can't say I made light of my misfortune on that account. To fall into clear water is not pleasant, even when one is trout-fishing; but to be clad in white trousers and suddenly drop nearly knee-deep into the lap of mother earth is quite a different thing.

I hastily picked up the children and threw them upon the bank, and then strode out, and tried to shake myself, as I have seen a Newfoundland dog do. The shake was not a success--it caused my trouser's legs to flap dismally about my ankles, and sent the streams of treacherous ooze trickling down into my shoes. My hat, of drab felt, had fallen off by the brookside, and been plentifully spattered as I got out.

+The Uses of Words and Groups of Words+.--We will put the first paragraph above into single sentences.

1. The whistles completed, we were marched with music to the place. 2. The "Jacks" grew in this place. 3. It was a place low, damp, and boggy, with a brook hidden away under overhanging ferns and grasses. 4. Boys delight in such a place.

Find the subject noun (or pronoun) and the predicate verb in each of the four sentences above. Does the whistles completed make complete sense? You learned in Lesson 16 that some forms of the verb do not assert--cannot be predicates. Does brook hidden, in 3, contain a predicate? What can you say of hidden? Find a noun in 3 used to complete the predicate and make the meaning of the subject plainer. What group of adjectives modifies place? Tell why these three adjectives are separated by commas. What long phrase describes place?

Find the first verb in the second paragraph of the selection. What is the object complement of this verb? That bore the "Jacks" does what? The pronoun that stands for plant. The plant bore the "Jacks," standing by itself, is a complete sentence; but by using that for plant the whole expression is made to do the work of an adjective. What conjunction joins on another expression that by itself would make a complete sentence? What are the subject and the predicate of this added sentence? By a piercing shriek of delight does what? Of what use are the phrases at

first_ and _toward the brook_ in sentence 2? What group of words is joined to _looked_ to tell on what occasion or how often? Find in this group a subject, a predicate, and an object complement. What connects this group to _looked_? What two sentences does _but_ here bring together? Does the semicolon show that this connection is close? Point out what you think to be the leading subject and the leading verb after _but_. _By some exquisite ferns_ is joined to what? What group of words goes with _was diverted_ to tell when? Find in this group a subject, a predicate, and an attribute complement. Point out in the first part of 3 the leading subject and its verb. What does _suddenly_ go with? What does _of shrieks_ modify? _However_ is loosely thrown in to carry the attention back to what goes before. Notice the commas. Answer the question made by putting _what_ after _announced_. In this group of words used as object complement can you find a subject, a predicate, and a complement? What two sentences does _and_ here bring together? Point out the subject, the predicate, and the complement in the second of these. _Across a large fern_ is joined like an adverb to what? _In a great deal of agony_ modifies what? Find a compound predicate in 4. What phrase is joined to _was imbedded_ to tell where? The group of words _as deeply as Toddie was (imbedded)_ is joined to what? Find in 5 a compound predicate made up of three verbs, one of which has an object complement.

+To the Teacher+.--See suggestions with the preceding selection. If our exercises on the second paragraph above are found too hard, the compound and complex sentences may be broken up into single statements.

We have indicated elsewhere that this sentence work may follow Lesson 40.

+The Narrative+.--This selection from "Helen's Babies" is a story and therefore a narrative. But there are some descriptive touches in it. All stories must have such touches. Perhaps it is not always essential to distinguish between narration and description, but it is worth your while to do it occasionally. Try to point out the descriptive parts in these paragraphs. You certainly can find a descriptive sentence in the first paragraph, and descriptive words, phrases, and clauses throughout the selection. What help to the narrative do these descriptive touches give?

+The Paragraphs+.--What have you learned about the sentences that make up one paragraph? Are the paragraphs more, or less, closely related than the sentences of each paragraph? Why? Examine these paragraphs and see whether any sentences can be changed from one paragraph to another. If you think they can, give your reason. Is the order of these paragraphs the right one? Can the order anywhere be changed without throwing the story out of joint? Why?

+The General Topic and the Sub-topics+.--We shall find that every composition has its general subject and that each paragraph in the composition has its own particular subject. Let us call the subject of the whole composition the _general topic_. _Sub_ means _under_, and so let us call the point which each paragraph develops a _sub-topic_. In the story above we may find some such outline as the following:--

AN EXCURSION IN SEARCH OF "JACKS."

1. The Place where Jacks Grow.
2. The Mishap to the Excursionists.
3. The Uncle Takes his Seriously.
4. His Attempt at Repairs.

Do you think that such a framework helps a writer to tell his story? Do you not think that each sub-topic must suggest some thoughts that the general topic alone would not suggest? If you keep clearly before you the sub-topic of your paragraph, what effect do you think it will have on the thoughts and the sentences of that paragraph? With a good framework clearly before you, must not your story move along in an orderly way from a beginning to an end? Have you ever heard stories badly told? If so, what were the faults?

ORIGINAL COMPOSITION.

Have you not had some experience that you can work up into a good story? If you have, tell the story upon paper, making use of the instruction we have given you in our talk above.

+To the Teacher+.--Perhaps a reproduction of the story above may be profitable.

EXERCISES ON THE COMPOSITION OF THE SENTENCE AND THE PARAGRAPH.

SELECTION FROM GEORGE ELIOT.

And this is Dovecote Mill. I must stand a minute or two here on the bridge and look at it, though the clouds are threatening and it is far on in the afternoon. Even in this leafless time of departing February, it is pleasant to look at it. Perhaps the chill, damp season adds a charm to the trimly-kept building, as old as the elms and chestnuts that shelter it from the northern blast.

The stream is brimful now, and half drowns the grassy fringe in front of the house. As I look at the stream, the vivid grass, the delicate, bright green softening the outline of the great trunks and branches that gleam from under the bare purple boughs, I am in love with moistness, and envy the white ducks that are dipping their heads far into the water, unmindful of the awkward appearance in the drier world above.

1. And now there is the huge covered wagon, coming home with sacks of grain. 2. That honest wagoner is thinking of his dinner, which is getting sadly dry in the oven at this late hour; but he will not touch it till he has fed his horses--the strong, submissive beasts, who, I fancy, are looking mild reproach at him from between their blinkers, that he should crack his whip at them in that awful manner, as if they needed such a hint! 3. See how they stretch their shoulders up the slope toward the bridge, with all the more energy because they are so near home. 4. Look at their grand, shaggy feet, that seem to grasp the firm earth, at the patient strength of their necks bowed under the heavy collar, at the mighty muscles

of their struggling haunches. 5. I should like to see them, with their moist necks freed from the harness, dipping their eager nostrils into the pond.

+The Uses of Words and Groups of Words+.--Notice that in sentence 1, third paragraph, the subject is placed after the predicate. Tell what _now_ and _there_ do. _Coming home with sacks of grain_ does what? Does _coming_ express action? Does it assert action? What is it? What does _home_ do? Put _its_ before _home_ and then read the whole phrase. What other change do you find necessary? A noun is sometimes used alone to do the work of an adverb phrase, the preposition being omitted. What is the office of _minute_ in the second sentence of the first paragraph? What preposition could be put in? In 2, third paragraph, the pronoun _which_ stands for _dinner_. Read the sentence, using the noun instead of the pronoun. Have you now two sentences, or one? You see that _which_ not only stands for _dinner_, but it joins on a sentence so as to make it describe the dinner. What does _till he has fed his horses_ do? Omitting _till_, would this group of words be a sentence? What, then, joins this group, and makes it do the work of an adverb? Notice the dash after _horses_. The writer here breaks off rather suddenly and begins again, using _beasts_ instead of _horses_. To _beasts_ are added many descriptive words. You will learn that this noun _beasts_ added to the noun _horses_ is called an explanatory modifier. Notice that _I fancy_ is thrown in loosely or independently and is set off by commas. All the other words beginning with _who_ and ending with _hint_ are joined by _who_ to _beasts_. Notice that the writer makes these beasts think like persons, and so uses _who_ instead of _which_ or _that_. Do we ordinarily speak of looking anything? In _who are looking reproach_, what is the object complement of _are looking_? What long group of words made up of two sentences tells why the beasts are looking reproach? Read separately the main divisions of 2. What conjunction connects these? Is one of these divisions itself divided into parts by commas? Should, then, some mark of wider separation be put between the main divisions of 2? To build so long a sentence as 2 is venturesome. We advise young writers not to make such attempts. It is hard to write very long sentences and keep the meaning clear. In 3 the subject of _see_ is _you_, which is generally omitted in a command. You are here told to see what? Break this long object complement up into two sentences. What do the horses stretch? Where do they stretch their shoulders? How do they stretch? Why do they stretch with more energy? What is the subject of _look_ in 4? The phrase beginning with _at_ and ending with _earth_ does what? Find two other long phrases introduced by _at_ and tell what they do. _That seem to grasp the firm earth_ goes with what? Put the noun _feet_ in place of the pronoun _that_ and make a separate sentence of this group. What word, then, makes an adjective modifier of this sentence and joins it to _feet_? Does _to grasp_ assert action? What do you call it? It is here used as attribute complement. _Bowed under the heavy collar_ describes what? Does _bowed_ assert action? What do you call it?

+To the Teacher+.--If time permits, we believe that such exercises as the above may profitably be continued. This sentence work may perhaps best follow Lesson 50. See suggestions with preceding exercises.

+Descriptive Writing+.--This extract from the novelist who called herself

"George Eliot" we have slightly changed for our purpose. It is purely +descriptive+. It is a painting in words--a vivid picture of a very pretty scene. How grateful we are to those who can, as it were, turn a page of a book into canvas, and paint on it a rich verbal picture that delights us every time we read it or recall it! How many such pictures there are in our libraries! And how little they cost us when compared with those that we buy and hang upon our walls!

+Some Features of a Good Description+.--Does this author mention many features of the mill, of the stream, and of the horses pulling their load over the bridge? Do those that she does mention suggest to you everything else? Name some of the things suggested to you but not mentioned in this description. Does not some of the charm of a description lie in the reader's having something left him to supply? If the author had given you every little detail of the mill, the stream, and the laboring horses, would not the description have been dull and tiresome? What things that the author imagined but did not really see are mentioned in the third paragraph? Do these touches of fancy or imagination help the picture? Do they show that the author was in love with her work? and do they therefore stimulate your fancy or imagination?

+The Framework+.--In making a framework for this description would you take for the general topic "The Scene from the Bridge" or "Things Seen from a Bridge"? or would you prefer some other wording of it? Now write out a framework, placing the sub-topics under the general topic as you have been taught.

ORIGINAL COMPOSITION.

Describe some scene that you greatly enjoy, or draw your picture from imagination. Make a framework and try to profit by all that we have said.

EXERCISES ON THE COMPOSITION OF THE SENTENCE AND THE PARAGRAPH.

SELECTION FROM THE BROTHERS GRIMM.

Once upon a time there was a very old man, whose eyes were dim, whose ears were dull, and whose knees trembled. When he sat at table, he could scarcely hold his spoon; and often he spilled his food over the tablecloth and sometimes down his clothes.

His son and daughter-in-law were much vexed about this, and at last they made the old man sit behind the oven in a corner, and gave him his food in an earthen dish, and not enough of it either; so that the poor man grew sad, and his eyes were wet with tears. Once his hand trembled so much that he could not hold the dish, and it fell upon the ground and broke all in pieces, so that the young wife scolded him; but he made no reply and only sighed. Then they brought him a wooden dish, and out of that he had to feed.

One day, as he was sitting in his usual place, he saw his little grandson,

four years old, fitting together some pieces of wood. "What are you making?" asked the old man.

"I am making a wooden trough," replied the child, "for father and mother to feed out of when I grow big."

At these words the father looked at his wife for a moment, and presently they began to cry. Henceforth they let the old grandfather sit at the table with them, and they did not even say anything if he spilled a little food upon the cloth.

+The Uses of Words and Groups of Words+.--What is the order of subject and predicate in the first sentence of this selection? The word there does not tell where; it is put before was to let the subject follow. There is frequently so used and is then called an independent adverb. Find in the first sentence three adjective clauses. What connects each to man? What other office has this connective? How are these adjective clauses connected with one another? What is the office of the dependent clause in the next sentence? If this clause were placed after its principal clause, would the comma be needed? Are the clauses separated by the semicolon as closely connected as those divided by the comma?

After made and some other words the to before the infinitive is omitted. Find such an instance in the first sentence of the second paragraph. In this same sentence change gave him his food, making him come last. You have learned that a noun or a pronoun may be used without a preposition to do the work of an adverb phrase. What does one day do in the third paragraph? Is a preposition needed before day? In the same sentence years is used adverbially to modify the adjective old. It would be hard to find a preposition to put before years. We might say "old to the extent of four years," but four years answers for the whole phrase. In this same paragraph what words are quoted exactly as the old man uttered them? Describe the quotation marks. Notice that the next quotation is broken by the words replied the child, and so each part of the quotation is separately inclosed within quotation marks.

+To the Teacher+.--We have here touched a few features of the sentences above. The exercises given with the preceding selections will suggest a fuller examination of the phrases and clauses.

+Suggestions from this Narrative+.--We see that this beautiful story has a purpose. Its purpose is to teach us kindness to our parents. It is well planned. Every sentence and every paragraph is adapted to the end in view. No useless item or circumstance is admitted. The story stops when the end is reached. Anything added to the fifth paragraph would spoil the story. We certainly can learn much from such a model.

+Paragraphs+.--Does every sentence in the first paragraph aid in picturing the helplessness of the old grandfather? Is the picture complete? Does the second paragraph strongly impress us with the unkindness of the son and daughter-in-law, who ought to have been moved to pity by the old man's condition? Does it contain an unnecessary sentence? In telling how the grandchild unconsciously taught a lesson, a dialogue is introduced, and so

what really belongs to one sub-topic is put in the form of two paragraphs. It is customary to make a separate paragraph of each single speech in a dialogue. Read the last paragraph carefully and see whether one could wish to know anything more about the effect of the lesson taught by the child.

Make a framework for this story.

ORIGINAL COMPOSITION.

Make up a short story from your own experience, or from your imagination, and try to profit by the suggestions above. Prepare a framework at the beginning.

+Exercises on the Composition of the Sentence and the Paragraph+.

SELECTION FROM BEECHER.

Overwork almost always ends in weakening the digestive organs. There are those who overtax their minds through months and years, forgetful that there is a close connection between overwork and dyspepsia. Everyone should remember that there is a point beyond which he cannot urge his brain without harm to his stomach; and that, when he loses his stomach, he loses the very citadel of health. The whole body is renewed from the blood, and the blood is made from the food taken into the stomach. The power of the blood to renew bone and brain and muscle depends upon a good digestion.

Too little sleep is fatal to health. Perhaps you have to work hard all day; but that is no reason why you should resolve, "If I cannot have pleasure by day, I will have it at night." You are taking the very substance of your body when you burn the lamp of pleasure till one or two o'clock in the morning. God has made sleep to be a sponge with which to rub out fatigue. A man's roots are planted in night, as a tree's are planted in soil, and out of it he should come, at waking, with fresh growth and bloom. As a rule, you should take eight hours of the twenty-four, for sleep.

+The Uses of Words and Groups of Words+.--In the exercises under the selection from the Brothers Grimm what did you learn about there as used twice in the second sentence above? What does those mean? What long adjective clause is joined to those by who? Does this clause read so closely as not to need a comma before who? Does forgetful describe the persons represented by who? Why is a comma used before forgetful? You learned in a preceding exercise that a noun may do the work of an adverb phrase without the help of a preposition. A noun clause may do the same. The adjective forgetful is modified by the noun clause that ... dyspepsia. If we say forgetful of the fact, we see that the noun clause means the same as fact and has the same office. What two long noun clauses aroused to complete should remember? What conjunction introduces each of these clauses? What conjunction joins them together? What mark of punctuation between? If one of these noun clauses were not itself divided

into clauses by the comma, would the semicolon be needed? The clause _beyond ... stomach_ goes with what word? _When ... stomach_ modifies what verb? Classify the sentences of this paragraph as simple, complex, or compound.

+To the Teacher+.--We have here treated informally some difficult points. Perhaps these may be better understood when the book is reviewed.

+The Various Objects Writers Have+.--From your study of the preceding selections you learn that a writer may have any one of several objects in writing. He may wish simply to instruct the reader, as does Darwin in what he says of earthworms. He may wish merely to amuse the reader, as does Mr. Habberton in our extract from "Helen's Babies." He may wish only to put before them a picture which, like that of George Eliot's, shall afford delight. Or he may wish to get hold of what we call our wills and lead us to do something, perform some duty. This is what the story from the Brothers Grimm aims at. And you saw how it does this--by working on our feelings. There are at least these four objects that a writer may propose to himself. Which of these four objects has Mr. Beecher in the paragraphs we quote? Does he instruct? Does he try to get us to do something? Would it help you to have clearly before you from the beginning the object you are seeking to accomplish?

+Figurative Expressions+.--In these paragraphs Mr. Beecher calls a man's stomach the citadel of health, and sleep a sponge to rub out fatigue with, and says a man's roots are planted in night. He does not use these words _citadel_, _sponge_, and _roots_ in their first or common meaning. He uses them in what we call a +figurative+ sense. He means to say that a man's stomach is to him what a fortress is to soldiers, a source of strength; that in sleep fatigue disappears as do figures on a slate or blackboard when a wet sponge is drawn across them; and that a man gets out of night what a tree's roots draw out of the soil, nourishment and vigor. Such figurative uses of words give strength and beauty to style.

ORIGINAL COMPOSITION.

In the paragraphs quoted above you were told of the effects on health of overwork and of insufficient sleep. Perhaps you can write of exercise, of proper food, of clothes, or of some other things on which health may depend.

+Exercises on the Composition of the Sentence and the Paragraph+.

ADAPTED FROM DR. JOHN BROWN--"RAB AND HIS FRIENDS."

Rab belonged to a lost tribe--there are no such dogs now. He was old and gray and brindled; and his hair short, hard, and close, like a lion's. He was as big as a Highland bull, and his body was thickset. He must have weighed ninety pounds at least.

His large, blunt head was scarred with the record of old wounds, a series of battlefields all over it. His muzzle was as black as night, his mouth

blackier than any night, and a tooth or two, all he had, gleamed out of his jaws of darkness. One eye was out, one ear cropped close. The remaining eye had the power of two; and above it, and in constant communication with it, was a tattered rag of an ear that was for ever unfurling itself, like an old flag.

And then that bud of a tail, about an inch long, if it could in any sense be said to be long, being as broad as it was long! The mobility of it, its expressive twinklings and winkings, and the intercommunications between the eye, the ear, and it, were of the oddest and swiftest.

Rab had the dignity and simplicity of great size. Having fought his way all along the road to absolute supremacy, he was as mighty in his own line as Julius Caesar or the Duke of Wellington in his, and he had the gravity of all great fighters.

+To the Teacher+.--We suggest exercises on the uses of words similar to those preceding. Before attempting this it may be well to let the pupils go over these condensed expressions and supply the words necessary to the analysis. For instance, in the first paragraph hair may be followed by was and Highland bull by is big. In the next paragraph wounds may be followed by marking, as night by is black, etc. In the third paragraph and then may be followed by there was, etc. The pupils will determine whether supplying these words makes the description stronger or weaker.

Pupils may note especially the offices of nouns, verbs, and adjectives. This selection abounds in descriptive nouns and verbs that are particularly well chosen. Let the pupils point out such.

+The Description+.--How does the description above impress you? Are only characteristic parts and features selected? Are these few features enough to give you a distinct and vivid picture of Rab? What comparisons do you find? How do they help? Pick out some words or phrases that seem to you very expressive. Find some words that are used, not in their first or common sense, but in a figurative sense. How do they help?

+Paragraphs+.--Which paragraph puts before you the dog as a whole? Where must this paragraph naturally stand? Why? Which paragraph describes Rab's character? What does each of the other paragraphs describe? If you think the arrangement of paragraphs above is the best, tell why.

Make a framework for this description.

ORIGINAL COMPOSITION.

Write a description of some animal which you have closely observed and in which you are interested. Be careful to pick out leading or characteristic features that will bring others into the reader's imagination. First prepare a framework.

End of the Project Gutenberg EBook of Graded Lessons in English
by Alonzo Reed and Brainerd Kellogg

*** END OF THE PROJECT GUTENBERG EBOOK GRADED LESSONS IN ENGLISH ***

This file should be named ggram10.txt or ggram10.zip
Corrected EDITIONS of our eBooks get a new NUMBER, ggram11.txt
VERSIONS based on separate sources get new LETTER, ggram10a.txt

This eBook was produced by Karl Hagen, Charles Franks,
and the Online Distributed Proofreading Team.

Project Gutenberg eBooks are often created from several printed
editions, all of which are confirmed as Public Domain in the US
unless a copyright notice is included. Thus, we usually do not
keep eBooks in compliance with any particular paper edition.

We are now trying to release all our eBooks one year in advance
of the official release dates, leaving time for better editing.
Please be encouraged to tell us about any error or corrections,
even years after the official publication date.

Please note neither this listing nor its contents are final til
midnight of the last day of the month of any such announcement.
The official release date of all Project Gutenberg eBooks is at
Midnight, Central Time, of the last day of the stated month. A
preliminary version may often be posted for suggestion, comment
and editing by those who wish to do so.

Most people start at our Web sites at:

<http://gutenberg.net> or

<http://promo.net/pg>

These Web sites include award-winning information about Project
Gutenberg, including how to donate, how to help produce our new
eBooks, and how to subscribe to our email newsletter (free!).

Those of you who want to download any eBook before announcement
can get to them as follows, and just download by date. This is
also a good way to get them instantly upon announcement, as the
indexes our cataloguers produce obviously take a while after an
announcement goes out in the Project Gutenberg Newsletter.

<http://www.ibiblio.org/gutenberg/etext03> or

<ftp://ftp.ibiblio.org/pub/docs/books/gutenberg/etext03>

Or /etext02, 01, 00, 99, 98, 97, 96, 95, 94, 93, 92, 91 or 90

Just search by the first five letters of the filename you want,
as it appears in our Newsletters.

Information about Project Gutenberg (one page)

We produce about two million dollars for each hour we work. The time it takes us, a rather conservative estimate, is fifty hours to get any eBook selected, entered, proofread, edited, copyright searched and analyzed, the copyright letters written, etc. Our projected audience is one hundred million readers. If the value per text is nominally estimated at one dollar then we produce \$2 million dollars per hour in 2002 as we release over 100 new text files per month: 1240 more eBooks in 2001 for a total of 4000+ We are already on our way to trying for 2000 more eBooks in 2002 If they reach just 1-2% of the world's population then the total will reach over half a trillion eBooks given away by year's end.

The Goal of Project Gutenberg is to Give Away 1 Trillion eBooks! This is ten thousand titles each to one hundred million readers, which is only about 4% of the present number of computer users.

Here is the briefest record of our progress (* means estimated):

eBooks Year Month

1	1971	July
10	1991	January
100	1994	January
1000	1997	August
1500	1998	October
2000	1999	December
2500	2000	December
3000	2001	November
4000	2001	October/November
6000	2002	December*
9000	2003	November*
10000	2004	January*

The Project Gutenberg Literary Archive Foundation has been created to secure a future for Project Gutenberg into the next millennium.

We need your donations more than ever!

As of February, 2002, contributions are being solicited from people and organizations in: Alabama, Alaska, Arkansas, Connecticut, Delaware, District of Columbia, Florida, Georgia, Hawaii, Illinois, Indiana, Iowa, Kansas, Kentucky, Louisiana, Maine, Massachusetts, Michigan, Mississippi, Missouri, Montana, Nebraska, Nevada, New Hampshire, New Jersey, New Mexico, New York, North Carolina, Ohio, Oklahoma, Oregon, Pennsylvania, Rhode Island, South Carolina, South Dakota, Tennessee, Texas, Utah, Vermont, Virginia, Washington, West Virginia, Wisconsin, and Wyoming.

We have filed in all 50 states now, but these are the only ones that have responded.

As the requirements for other states are met, additions to this list will be made and fund raising will begin in the additional states. Please feel free to ask to check the status of your state.

In answer to various questions we have received on this:

We are constantly working on finishing the paperwork to legally request donations in all 50 states. If your state is not listed and you would like to know if we have added it since the list you have, just ask.

While we cannot solicit donations from people in states where we are not yet registered, we know of no prohibition against accepting donations from donors in these states who approach us with an offer to donate.

International donations are accepted, but we don't know ANYTHING about how to make them tax-deductible, or even if they CAN be made deductible, and don't have the staff to handle it even if there are ways.

Donations by check or money order may be sent to:

Project Gutenberg Literary Archive Foundation
PMB 113
1739 University Ave.
Oxford, MS 38655-4109

Contact us if you want to arrange for a wire transfer or payment method other than by check or money order.

The Project Gutenberg Literary Archive Foundation has been approved by the US Internal Revenue Service as a 501(c)(3) organization with EIN [Employee Identification Number] 64-622154. Donations are tax-deductible to the maximum extent permitted by law. As fund-raising requirements for other states are met, additions to this list will be made and fund-raising will begin in the additional states.

We need your donations more than ever!

You can get up to date donation information online at:

<http://www.gutenberg.net/donation.html>

If you can't reach Project Gutenberg,
you can always email directly to:

Michael S. Hart <hart@pobox.com>

Prof. Hart will answer or forward your message.

We would prefer to send you information by email.

****The Legal Small Print****

(Three Pages)

*****START**THE SMALL PRINT!**FOR PUBLIC DOMAIN EBOOKS**START*****

Why is this "Small Print!" statement here? You know: lawyers. They tell us you might sue us if there is something wrong with your copy of this eBook, even if you got it for free from someone other than us, and even if what's wrong is not our fault. So, among other things, this "Small Print!" statement disclaims most of our liability to you. It also tells you how you may distribute copies of this eBook if you want to.

***BEFORE!* YOU USE OR READ THIS EBOOK**

By using or reading any part of this PROJECT GUTENBERG-tm eBook, you indicate that you understand, agree to and accept this "Small Print!" statement. If you do not, you can receive a refund of the money (if any) you paid for this eBook by sending a request within 30 days of receiving it to the person you got it from. If you received this eBook on a physical medium (such as a disk), you must return it with your request.

ABOUT PROJECT GUTENBERG-TM EBOOKS

This PROJECT GUTENBERG-tm eBook, like most PROJECT GUTENBERG-tm eBooks, is a "public domain" work distributed by Professor Michael S. Hart through the Project Gutenberg Association (the "Project").

Among other things, this means that no one owns a United States copyright on or for this work, so the Project (and you!) can copy and distribute it in the United States without permission and without paying copyright royalties. Special rules, set forth below, apply if you wish to copy and distribute this eBook under the "PROJECT GUTENBERG" trademark.

Please do not use the "PROJECT GUTENBERG" trademark to market any commercial products without permission.

To create these eBooks, the Project expends considerable efforts to identify, transcribe and proofread public domain works. Despite these efforts, the Project's eBooks and any medium they may be on may contain "Defects". Among other things, Defects may take the form of incomplete, inaccurate or corrupt data, transcription errors, a copyright or other intellectual property infringement, a defective or damaged disk or other eBook medium, a computer virus, or computer codes that damage or cannot be read by your equipment.

LIMITED WARRANTY; DISCLAIMER OF DAMAGES

But for the "Right of Replacement or Refund" described below, [1] Michael Hart and the Foundation (and any other party you may receive this eBook from as a PROJECT GUTENBERG-tm eBook) disclaims all liability to you for damages, costs and expenses, including legal fees, and [2] YOU HAVE NO REMEDIES FOR NEGLIGENCE OR UNDER STRICT LIABILITY, OR FOR BREACH OF WARRANTY OR CONTRACT, INCLUDING BUT NOT LIMITED TO INDIRECT, CONSEQUENTIAL, PUNITIVE OR INCIDENTAL DAMAGES, EVEN IF YOU GIVE NOTICE OF THE POSSIBILITY OF SUCH DAMAGES.

If you discover a Defect in this eBook within 90 days of receiving it, you can receive a refund of the money (if any) you paid for it by sending an explanatory note within that time to the person you received it from. If you received it on a physical medium, you must return it with your note, and such person may choose to alternatively give you a replacement copy. If you received it electronically, such person may choose to alternatively give you a second opportunity to receive it electronically.

THIS EBOOK IS OTHERWISE PROVIDED TO YOU "AS-IS". NO OTHER WARRANTIES OF ANY KIND, EXPRESS OR IMPLIED, ARE MADE TO YOU AS TO THE EBOOK OR ANY MEDIUM IT MAY BE ON, INCLUDING BUT NOT LIMITED TO WARRANTIES OF MERCHANTABILITY OR FITNESS FOR A PARTICULAR PURPOSE.

Some states do not allow disclaimers of implied warranties or the exclusion or limitation of consequential damages, so the above disclaimers and exclusions may not apply to you, and you may have other legal rights.

INDEMNITY

You will indemnify and hold Michael Hart, the Foundation, and its trustees and agents, and any volunteers associated with the production and distribution of Project Gutenberg-tm texts harmless, from all liability, cost and expense, including legal fees, that arise directly or indirectly from any of the following that you do or cause: [1] distribution of this eBook, [2] alteration, modification, or addition to the eBook, or [3] any Defect.

DISTRIBUTION UNDER "PROJECT GUTENBERG-tm"

You may distribute copies of this eBook electronically, or by disk, book or any other medium if you either delete this "Small Print!" and all other references to Project Gutenberg, or:

[1] Only give exact copies of it. Among other things, this requires that you do not remove, alter or modify the eBook or this "small print!" statement. You may however, if you wish, distribute this eBook in machine readable

binary, compressed, mark-up, or proprietary form, including any form resulting from conversion by word processing or hypertext software, but only so long as *EITHER*:

[*] The eBook, when displayed, is clearly readable, and does *not* contain characters other than those intended by the author of the work, although tilde (~), asterisk (*) and underline (_) characters may be used to convey punctuation intended by the author, and additional characters may be used to indicate hypertext links; OR

[*] The eBook may be readily converted by the reader at no expense into plain ASCII, EBCDIC or equivalent form by the program that displays the eBook (as is the case, for instance, with most word processors); OR

[*] You provide, or agree to also provide on request at no additional cost, fee or expense, a copy of the eBook in its original plain ASCII form (or in EBCDIC or other equivalent proprietary form).

[2] Honor the eBook refund and replacement provisions of this "Small Print!" statement.

[3] Pay a trademark license fee to the Foundation of 20% of the gross profits you derive calculated using the method you already use to calculate your applicable taxes. If you don't derive profits, no royalty is due. Royalties are payable to "Project Gutenberg Literary Archive Foundation" the 60 days following each date you prepare (or were legally required to prepare) your annual (or equivalent periodic) tax return. Please contact us beforehand to let us know your plans and to work out the details.

WHAT IF YOU *WANT* TO SEND MONEY EVEN IF YOU DON'T HAVE TO?

Project Gutenberg is dedicated to increasing the number of public domain and licensed works that can be freely distributed in machine readable form.

The Project gratefully accepts contributions of money, time, public domain materials, or royalty free copyright licenses. Money should be paid to the:
"Project Gutenberg Literary Archive Foundation."

If you are interested in contributing scanning equipment or software or other items, please contact Michael Hart at:
hart@pobox.com

[Portions of this eBook's header and trailer may be reprinted only when distributed free of all fees. Copyright (C) 2001, 2002 by

Michael S. Hart. Project Gutenberg is a TradeMark and may not be used in any sales of Project Gutenberg eBooks or other materials be they hardware or software or any other related product without express permission.]

*END THE SMALL PRINT! FOR PUBLIC DOMAIN EBOOKS*Ver.02/11/02*END*

D*

exas, Utah, Vermont, Virginia, Washington, West

Virginia, Wisconsin, and Wyoming.

We have filed in all 50 states now, but these are the only ones that have responded.

As the requirements for other states are met, additions to this list will be made and fund raising will begin in the additional states.

Please feel free to ask to check the status of your state.

In answer to various questions we have received on this:

We are constantly working on finishing the paperwork to legally request donations in all 50 states. If your state is not listed and you would like to know if we have added it since the list you have, just ask.

While we cannot solicit donations from people in states where we are not yet registered, we know of no prohibition against accepting donations from donors in these states who approach us with an offer to donate.

International donations are accepted, but we don't know ANYTHING about how to make them tax-deductible, or even if they CAN be made deductible, and don't have the staff to handle it even if there are ways.

Donations by check or money order may be sent to:

Project Gutenberg Literary Archive Foundation

PMB 113

1739 University Ave.

Oxford, MS 38655-4109

Contact us if you want to arrange for a wire transfer or payment method other than by check or money order.

The Project Gutenberg Literary Archive Foundation has been approved by the US Internal Revenue Service as a 501(c)(3) organization with EIN [Employee Identification Number] 64-622154. Donations are tax-deductible to the maximum extent permitted by law. As fund-raising requirements for other states are met, additions to this list will be made and fund-raising will begin in the additional states.

We need your donations more than ever!

You can get up to date donation information online at:

<http://www.gutenberg.net/donation.html>

If you can't reach Project Gutenberg,

you can always email directly to:

Michael S. Hart <hart@pobox.com>

Prof. Hart will answer or forward your message.

We would prefer to send you information by email.

****The Legal Small Print****

(Three Pages)

*****START**THE SMALL PRINT!**FOR PUBLIC DOMAIN EBOOKS**START*****

Why is this "Small Print!" statement here? You know: lawyers.

They tell us you might sue us if there is something wrong with

your copy of this eBook, even if you got it for free from

someone other than us, and even if what's wrong is not our

fault. So, among other things, this "Small Print!" statement

disclaims most of our liability to you. It also tells you how you may distribute copies of this eBook if you want to.

***BEFORE!* YOU USE OR READ THIS EBOOK**

By using or reading any part of this PROJECT GUTENBERG-tm eBook, you indicate that you understand, agree to and accept this "Small Print!" statement. If you do not, you can receive a refund of the money (if any) you paid for this eBook by sending a request within 30 days of receiving it to the person you got it from. If you received this eBook on a physical medium (such as a disk), you must return it with your request.

ABOUT PROJECT GUTENBERG-TM EBOOKS

This PROJECT GUTENBERG-tm eBook, like most PROJECT GUTENBERG-tm eBooks, is a "public domain" work distributed by Professor Michael S. Hart through the Project Gutenberg Association (the "Project").

Among other things, this means that no one owns a United States copyright on or for this work, so the Project (and you!) can copy and distribute it in the United States without permission and without paying copyright royalties. Special rules, set forth below, apply if you wish to copy and distribute this eBook under the "PROJECT GUTENBERG" trademark.

Please do not use the "PROJECT GUTENBERG" trademark to market any commercial products without permission.

To create these eBooks, the Project expends considerable

efforts to identify, transcribe and proofread public domain works. Despite these efforts, the Project's eBooks and any medium they may be on may contain "Defects". Among other things, Defects may take the form of incomplete, inaccurate or corrupt data, transcription errors, a copyright or other intellectual property infringement, a defective or damaged disk or other eBook medium, a computer virus, or computer codes that damage or cannot be read by your equipment.

LIMITED WARRANTY; DISCLAIMER OF DAMAGES

But for the "Right of Replacement or Refund" described below,

[1] Michael Hart and the Foundation (and any other party you may receive this eBook from as a PROJECT GUTENBERG-tm eBook) disclaims all liability to you for damages, costs and expenses, including legal fees, and [2] YOU HAVE NO REMEDIES FOR NEGLIGENCE OR UNDER STRICT LIABILITY, OR FOR BREACH OF WARRANTY OR CONTRACT, INCLUDING BUT NOT LIMITED TO INDIRECT, CONSEQUENTIAL, PUNITIVE OR INCIDENTAL DAMAGES, EVEN IF YOU GIVE NOTICE OF THE POSSIBILITY OF SUCH DAMAGES.

If you discover a Defect in this eBook within 90 days of receiving it, you can receive a refund of the money (if any) you paid for it by sending an explanatory note within that time to the person you received it from. If you received it on a physical medium, you must return it with your note, and such person may choose to alternatively give you a replacement

copy. If you received it electronically, such person may choose to alternatively give you a second opportunity to receive it electronically.

THIS EBOOK IS OTHERWISE PROVIDED TO YOU "AS-IS". NO OTHER WARRANTIES OF ANY KIND, EXPRESS OR IMPLIED, ARE MADE TO YOU AS TO THE EBOOK OR ANY MEDIUM IT MAY BE ON, INCLUDING BUT NOT LIMITED TO WARRANTIES OF MERCHANTABILITY OR FITNESS FOR A PARTICULAR PURPOSE.

Some states do not allow disclaimers of implied warranties or the exclusion or limitation of consequential damages, so the above disclaimers and exclusions may not apply to you, and you may have other legal rights.

INDEMNITY

You will indemnify and hold Michael Hart, the Foundation, and its trustees and agents, and any volunteers associated with the production and distribution of Project Gutenberg-tm texts harmless, from all liability, cost and expense, including legal fees, that arise directly or indirectly from any of the following that you do or cause: [1] distribution of this eBook, [2] alteration, modification, or addition to the eBook, or [3] any Defect.

DISTRIBUTION UNDER "PROJECT GUTENBERG-tm"

You may distribute copies of this eBook electronically, or by

disk, book or any other medium if you either delete this

"Small Print!" and all other references to Project Gutenberg,

or:

[1] Only give exact copies of it. Among other things, this requires that you do not remove, alter or modify the eBook or this "small print!" statement. You may however, if you wish, distribute this eBook in machine readable binary, compressed, mark-up, or proprietary form, including any form resulting from conversion by word processing or hypertext software, but only so long as
***EITHER*:**

[*] The eBook, when displayed, is clearly readable, and does **not** contain characters other than those intended by the author of the work, although tilde (~), asterisk (*) and underline () characters may be used to convey punctuation intended by the author, and additional characters may be used to indicate hypertext links; OR

[*] The eBook may be readily converted by the reader at no expense into plain ASCII, EBCDIC or equivalent form by the program that displays the eBook (as is the case, for instance, with most word processors);

OR

[*] You provide, or agree to also provide on request at no additional cost, fee or expense, a copy of the eBook in its original plain ASCII form (or in EBCDIC or other equivalent proprietary form).

[2] Honor the eBook refund and replacement provisions of this "Small Print!" statement.

[3] Pay a trademark license fee to the Foundation of 20% of the gross profits you derive calculated using the method you already use to calculate your applicable taxes. If you don't derive profits, no royalty is due. Royalties are payable to "Project Gutenberg Literary Archive Foundation" the 60 days following each date you prepare (or were legally required to prepare) your annual (or equivalent periodic) tax return. Please contact us beforehand to let us know your plans and to work out the details.

WHAT IF YOU *WANT* TO SEND MONEY EVEN IF YOU DON'T HAVE TO?

Project Gutenberg is dedicated to increasing the number of public domain and licensed works that can be freely distributed in machine readable form.

The Project gratefully accepts contributions of money, time, public domain materials, or royalty free copyright licenses.

Money should be paid to the:

"Project Gutenberg Literary Archive Foundation."

If you are interested in contributing scanning equipment or

software or other items, please contact Michael Hart at:

hart@pobox.com

[Portions of this eBook's header and trailer may be reprinted only

when distributed free of all fees. Copyright (C) 2001, 2002 by

Michael S. Hart. Project Gutenberg is a TradeMark and may not be

used in any sales of Project Gu